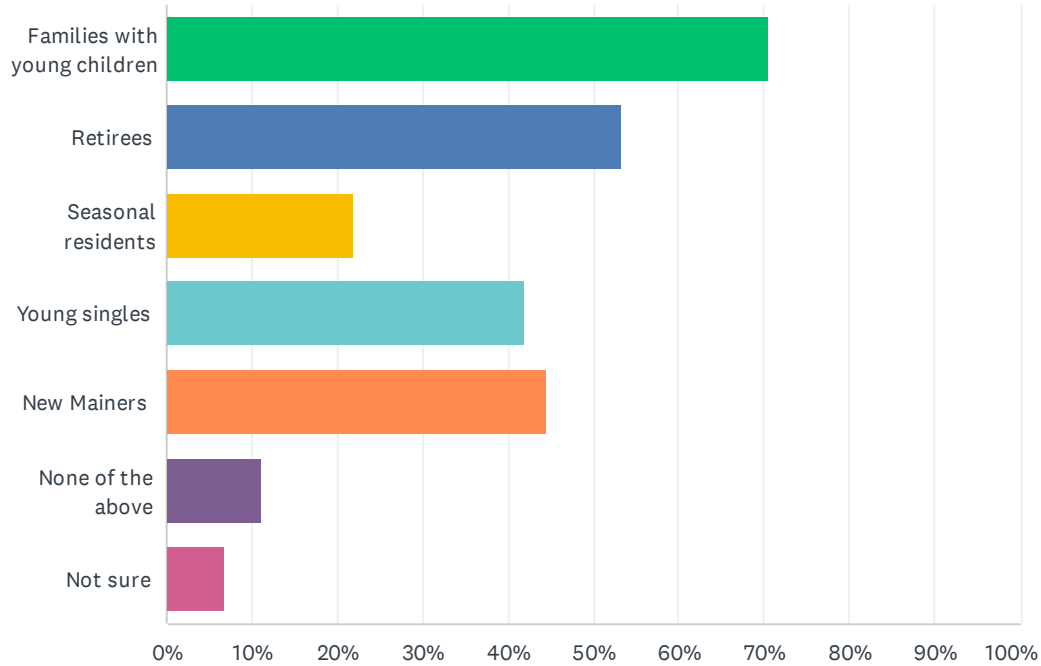


Q1 During the next 10 years, should Surry actively work to attract: (Choose all that apply)

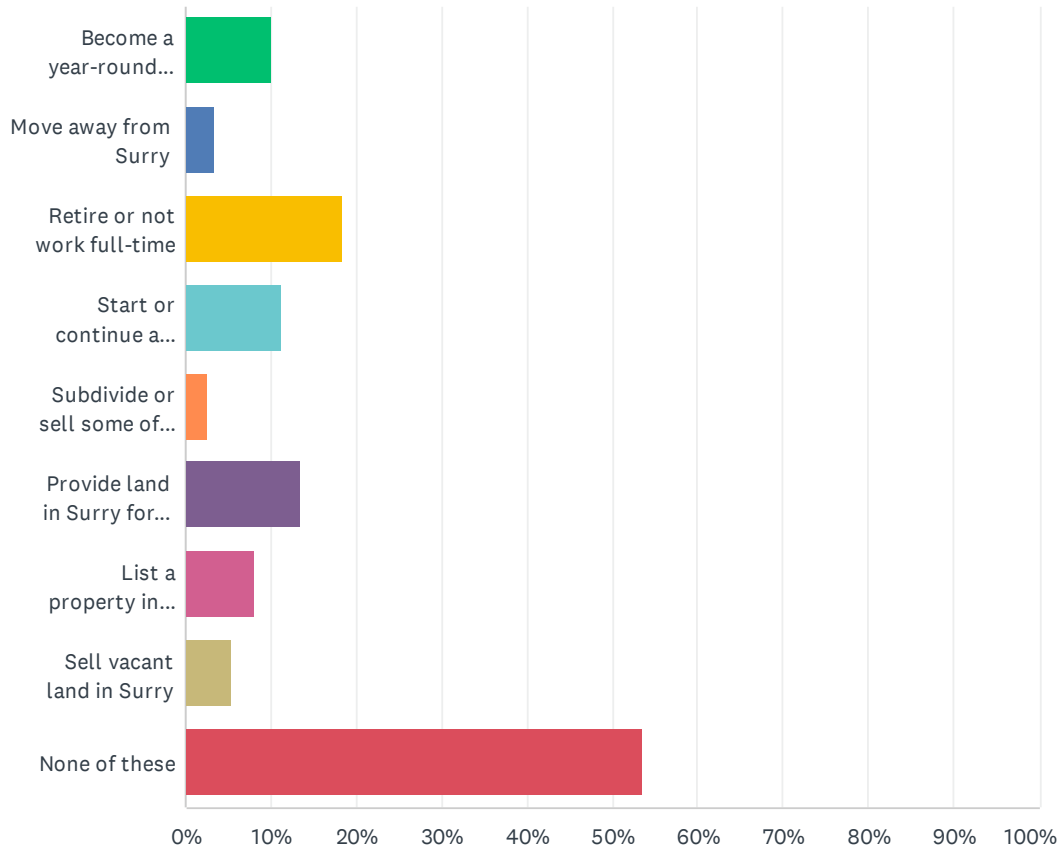
Answered: 323 Skipped: 3



ANSWER CHOICES	RESPONSES	
Families with young children	70.59%	228
Retirees	53.25%	172
Seasonal residents	21.98%	71
Young singles	42.11%	136
New Mainers	44.58%	144
None of the above	11.15%	36
Not sure	6.81%	22
Total Respondents: 323		

Q2 Do you expect to do any of the following during the next five years? (Choose all that apply)

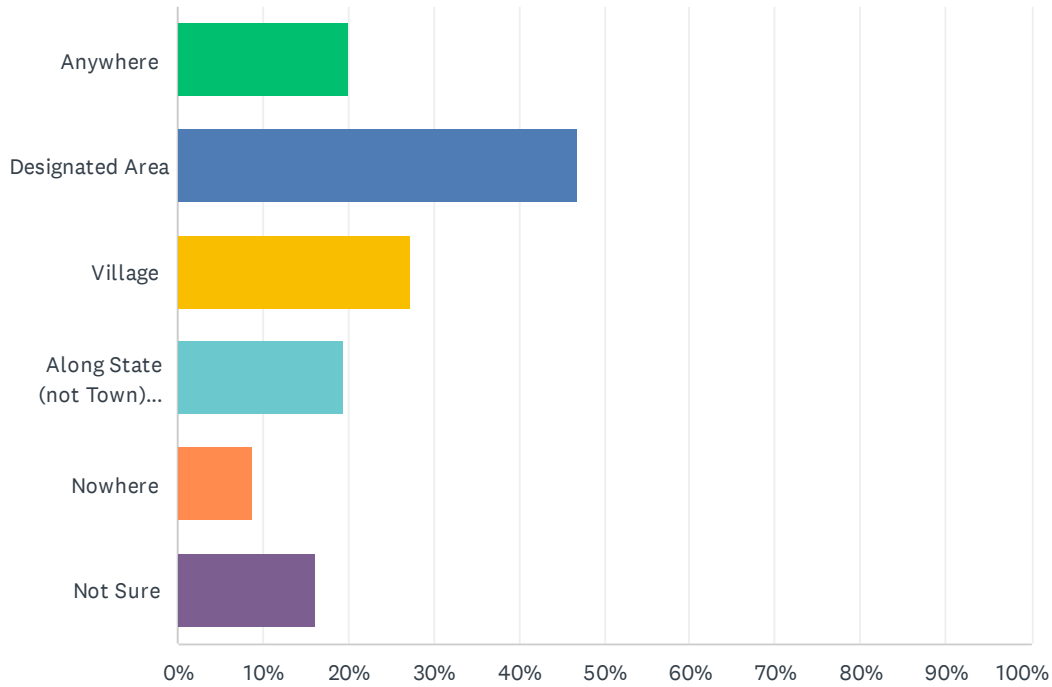
Answered: 321 Skipped: 5



ANSWER CHOICES	RESPONSES	
Become a year-round resident of Surry	9.97%	32
Move away from Surry	3.43%	11
Retire or not work full-time	18.38%	59
Start or continue a business in my residence	11.21%	36
Subdivide or sell some of my land in Surry	2.49%	8
Provide land in Surry for a family member to build a home	13.40%	43
List a property in Surry as a short-term rental	8.10%	26
Sell vacant land in Surry	5.30%	17
None of these	53.58%	172
Total Respondents: 321		

Q3 Where should any type of development occur in Surry? (Choose all that apply)

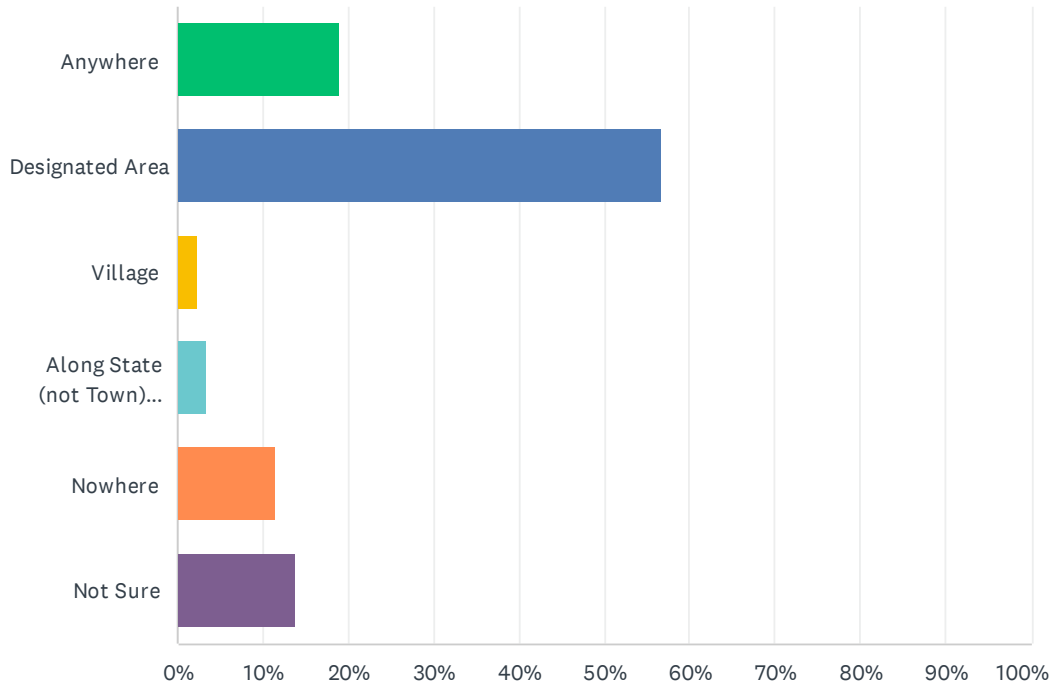
Answered: 264 Skipped: 62



ANSWER CHOICES	RESPONSES	
Anywhere	20.08%	53
Designated Area	46.97%	124
Village	27.27%	72
Along State (not Town) Roads	19.32%	51
Nowhere	8.71%	23
Not Sure	16.29%	43
Total Respondents: 264		

Q4 Where should aquaculture/fishing development occur in Surry? (Choose all that apply)

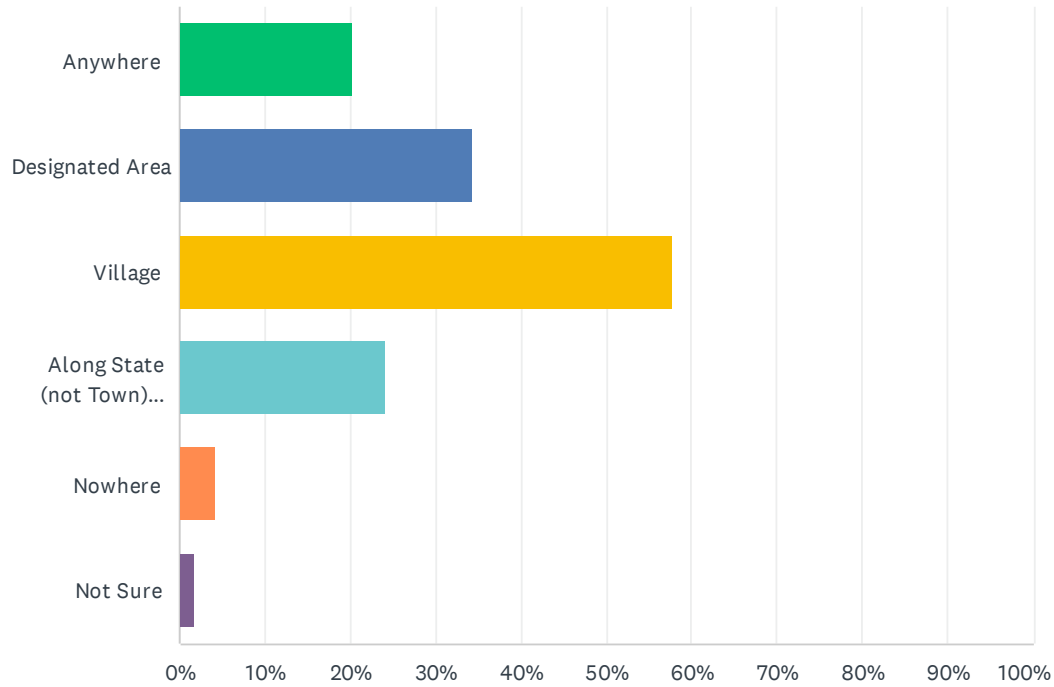
Answered: 302 Skipped: 24



ANSWER CHOICES	RESPONSES	
Anywhere	18.87%	57
Designated Area	56.62%	171
Village	2.32%	7
Along State (not Town) Roads	3.31%	10
Nowhere	11.59%	35
Not Sure	13.91%	42
Total Respondents: 302		

Q5 Where should retail shops/services development occur in Surry? (Choose all that apply)

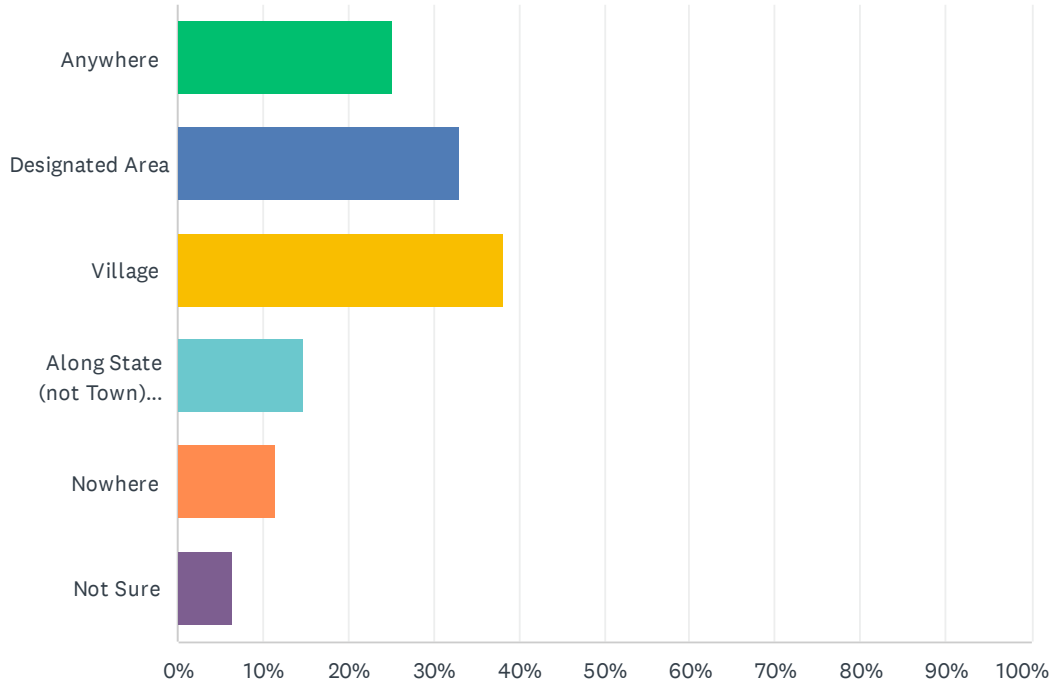
Answered: 306 Skipped: 20



ANSWER CHOICES	RESPONSES	
Anywhere	20.26%	62
Designated Area	34.31%	105
Village	57.84%	177
Along State (not Town) Roads	24.18%	74
Nowhere	4.25%	13
Not Sure	1.63%	5
Total Respondents: 306		

Q6 Where should electric vehicle charging development occur in Surry? (Choose all that apply)

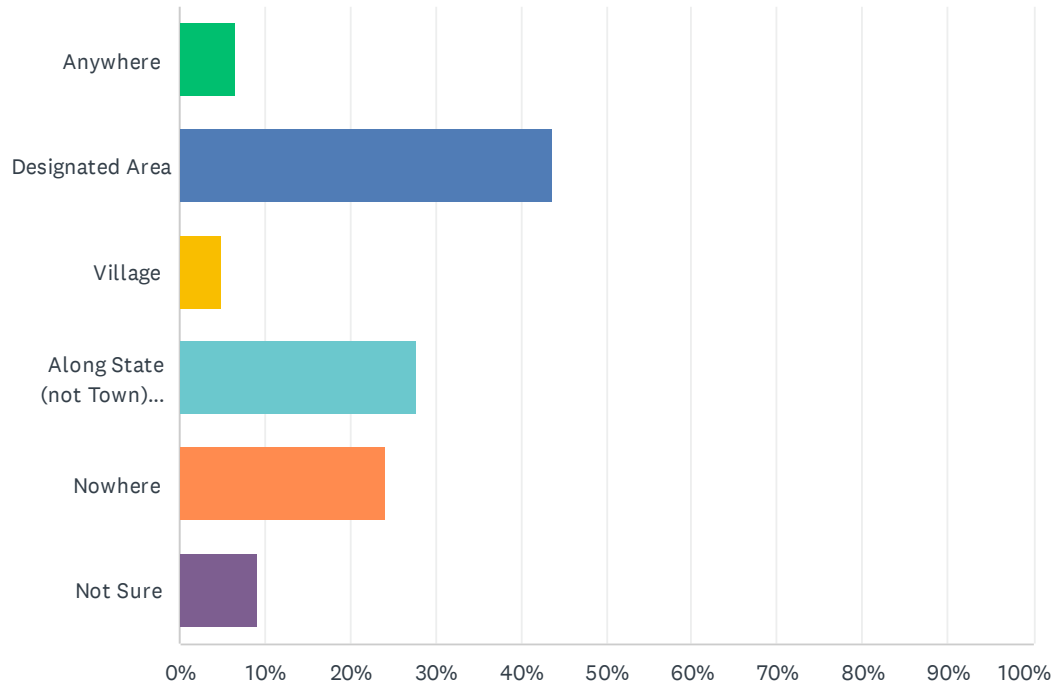
Answered: 311 Skipped: 15



ANSWER CHOICES	RESPONSES	
Anywhere	25.08%	78
Designated Area	33.12%	103
Village	38.26%	119
Along State (not Town) Roads	14.79%	46
Nowhere	11.58%	36
Not Sure	6.43%	20
Total Respondents: 311		

Q7 Where should manufacturing development occur in Surry? (Choose all that apply)

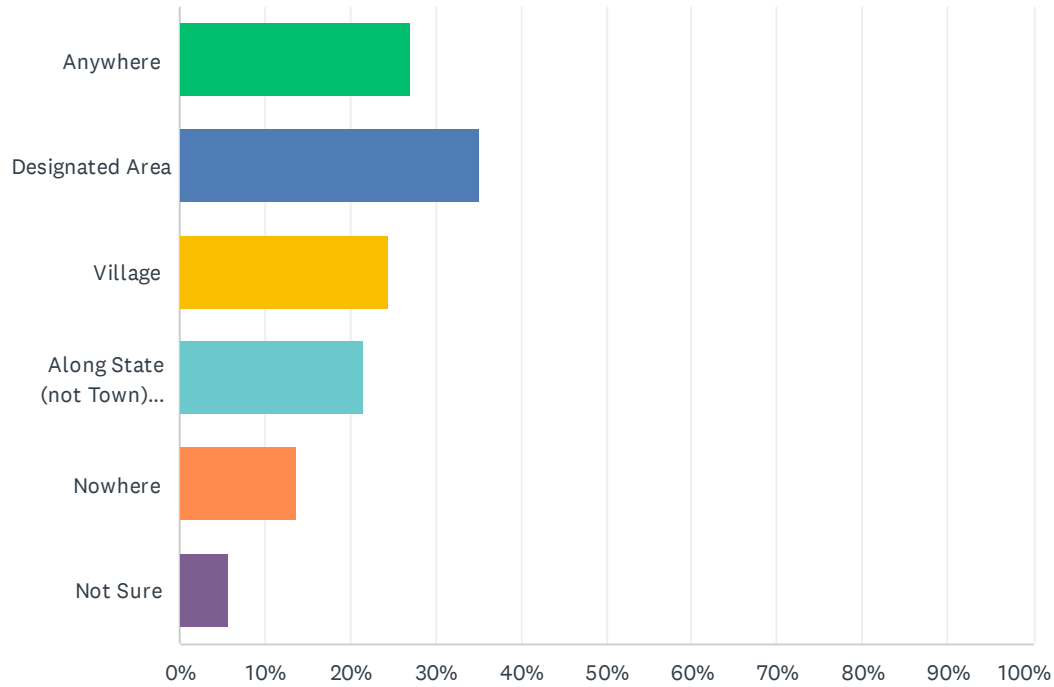
Answered: 302 Skipped: 24



ANSWER CHOICES	RESPONSES	
Anywhere	6.62%	20
Designated Area	43.71%	132
Village	4.97%	15
Along State (not Town) Roads	27.81%	84
Nowhere	24.17%	73
Not Sure	9.27%	28
Total Respondents: 302		

Q8 Where should hotel/inn/B&B development occur in Surry? (Choose all that apply)

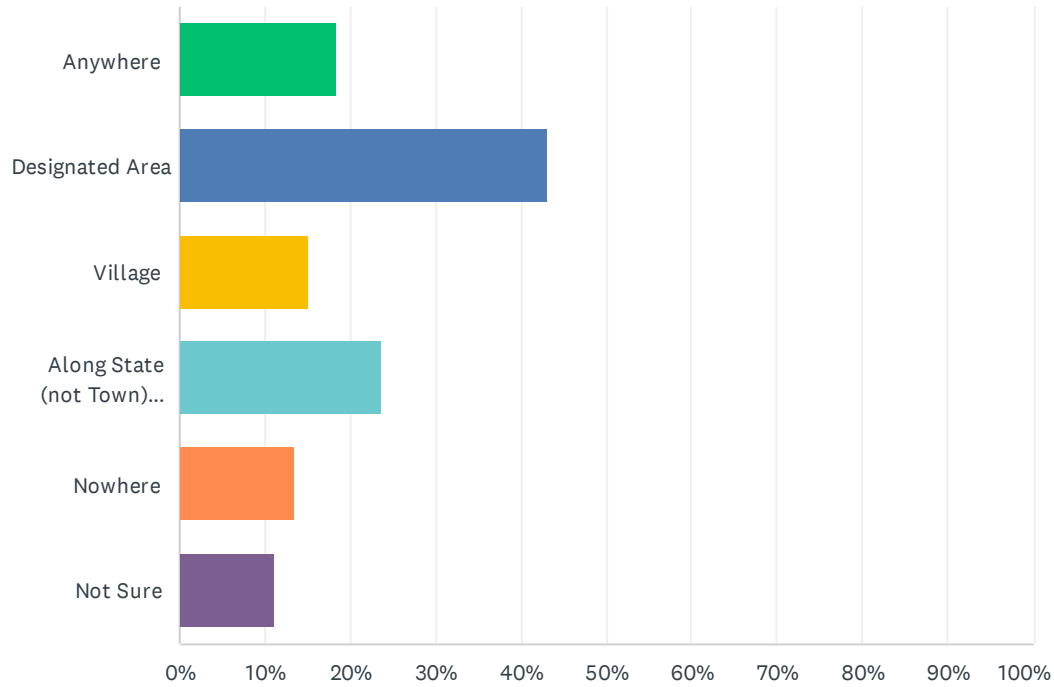
Answered: 307 Skipped: 19



ANSWER CHOICES	RESPONSES	
Anywhere	27.04%	83
Designated Area	35.18%	108
Village	24.43%	75
Along State (not Town) Roads	21.50%	66
Nowhere	13.68%	42
Not Sure	5.86%	18
Total Respondents: 307		

Q9 Where should light industry/consumer good development occur in Surry? (Choose all that apply)

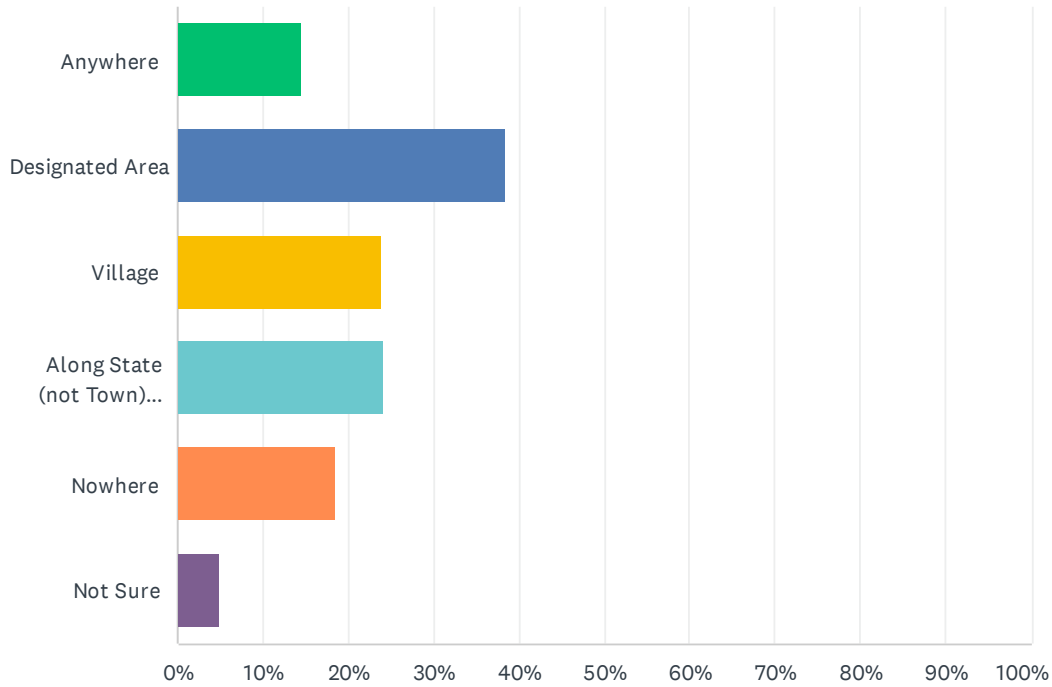
Answered: 304 Skipped: 22



ANSWER CHOICES	RESPONSES	
Anywhere	18.42%	56
Designated Area	43.09%	131
Village	15.13%	46
Along State (not Town) Roads	23.68%	72
Nowhere	13.49%	41
Not Sure	11.18%	34
Total Respondents: 304		

Q10 Where should commercial office development occur in Surry? (Choose all that apply)

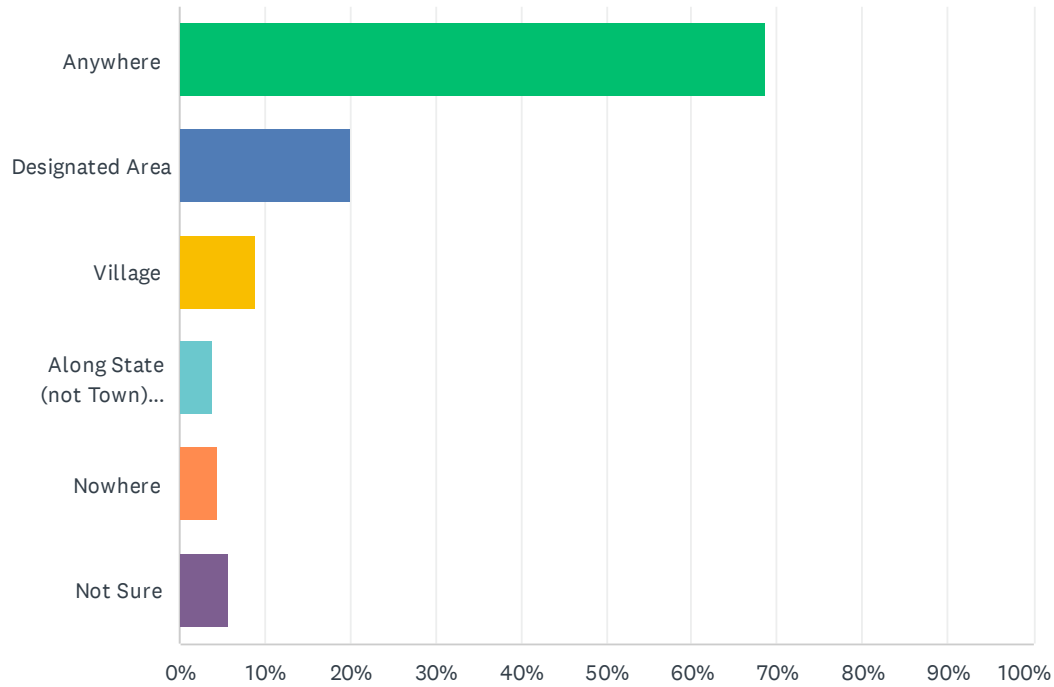
Answered: 302 Skipped: 24



ANSWER CHOICES	RESPONSES	
Anywhere	14.57%	44
Designated Area	38.41%	116
Village	23.84%	72
Along State (not Town) Roads	24.17%	73
Nowhere	18.54%	56
Not Sure	4.97%	15
Total Respondents: 302		

Q11 Where should single-family home development occur in Surry? (Choose all that apply)

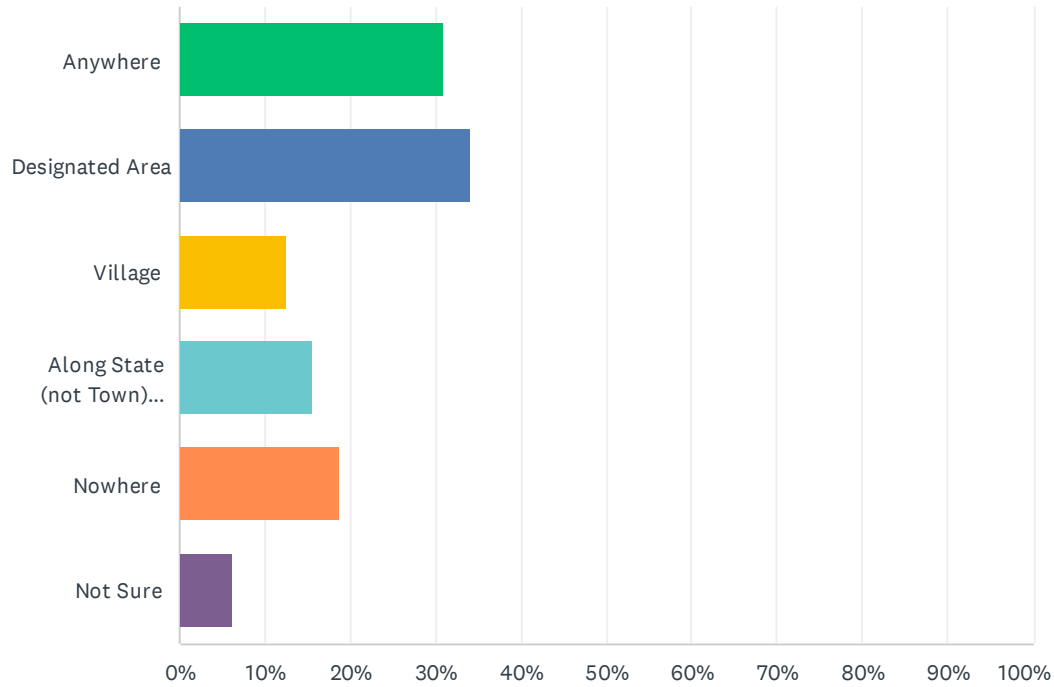
Answered: 315 Skipped: 11



ANSWER CHOICES	RESPONSES	
Anywhere	68.57%	216
Designated Area	20.00%	63
Village	8.89%	28
Along State (not Town) Roads	3.81%	12
Nowhere	4.44%	14
Not Sure	5.71%	18
Total Respondents: 315		

Q12 Where should multi-family residential unit development occur in Surry? (Choose all that apply)

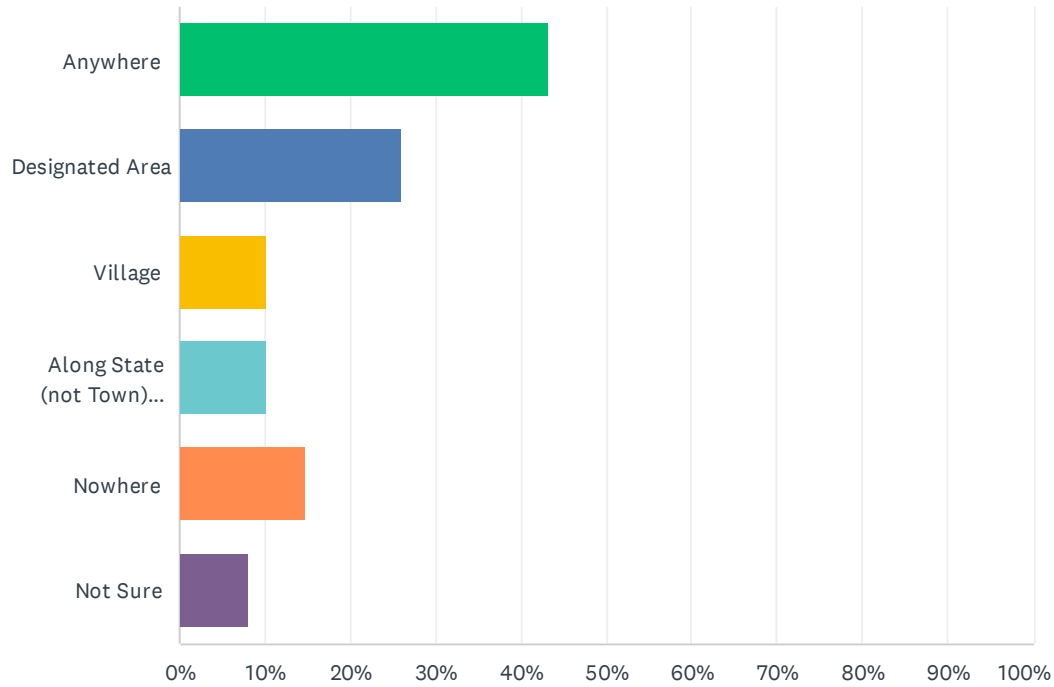
Answered: 310 Skipped: 16



ANSWER CHOICES	RESPONSES	
Anywhere	30.97%	96
Designated Area	34.19%	106
Village	12.58%	39
Along State (not Town) Roads	15.48%	48
Nowhere	18.71%	58
Not Sure	6.13%	19
Total Respondents: 310		

Q13 Where should rental housing development occur in Surry? (Choose all that apply)

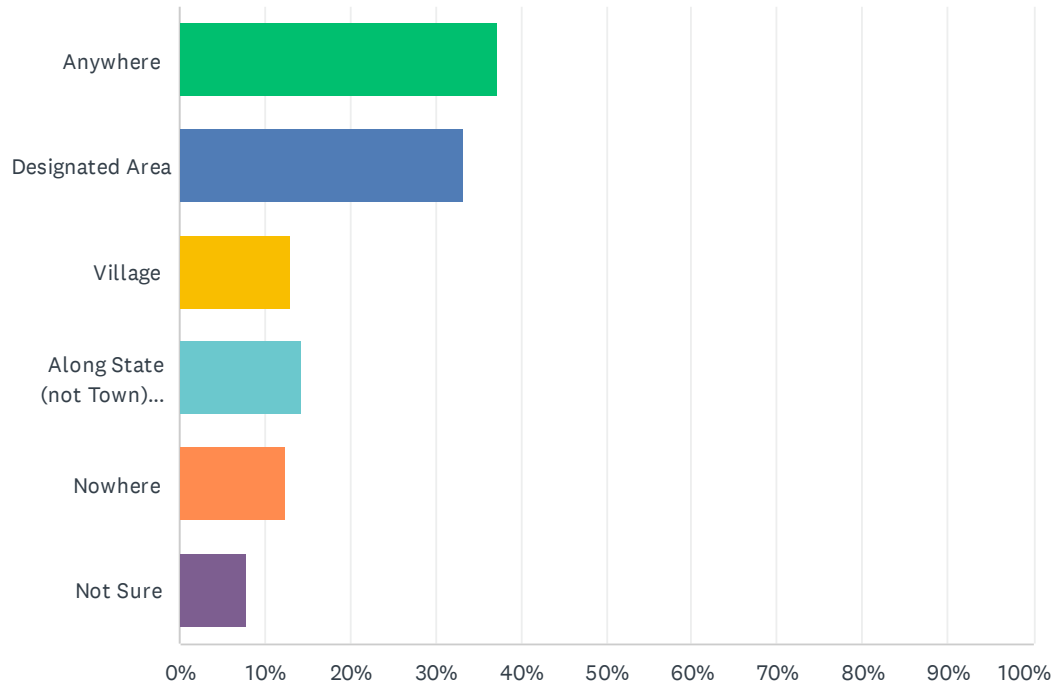
Answered: 312 Skipped: 14



ANSWER CHOICES	RESPONSES	
Anywhere	43.27%	135
Designated Area	25.96%	81
Village	10.26%	32
Along State (not Town) Roads	10.26%	32
Nowhere	14.74%	46
Not Sure	8.01%	25
Total Respondents: 312		

Q14 Where should affordable housing development occur in Surry? (Choose all that apply)

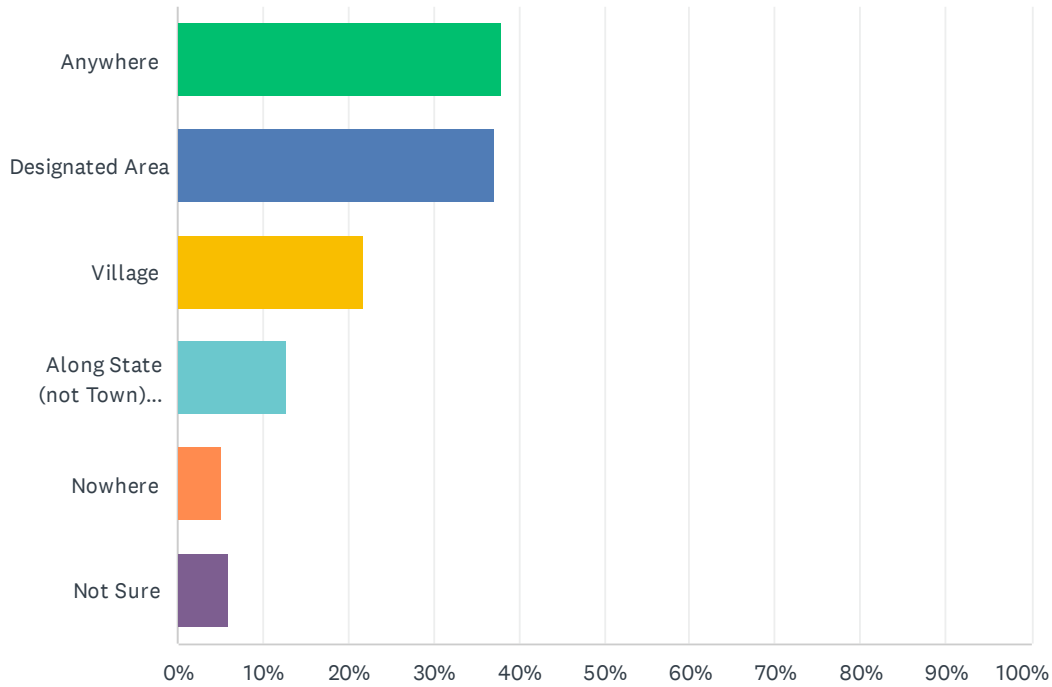
Answered: 313 Skipped: 13



ANSWER CHOICES	RESPONSES	
Anywhere	37.38%	117
Designated Area	33.23%	104
Village	13.10%	41
Along State (not Town) Roads	14.38%	45
Nowhere	12.46%	39
Not Sure	7.99%	25
Total Respondents: 313		

Q15 Where should senior housing development occur in Surry? (Choose all that apply)

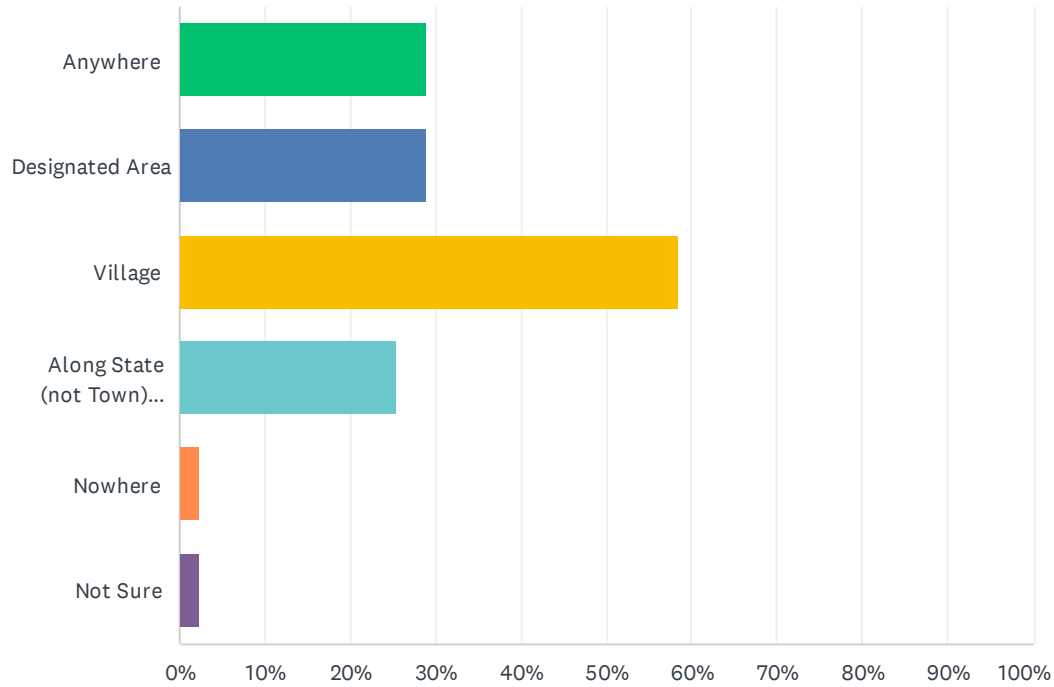
Answered: 313 Skipped: 13



ANSWER CHOICES	RESPONSES	
Anywhere	38.02%	119
Designated Area	37.06%	116
Village	21.73%	68
Along State (not Town) Roads	12.78%	40
Nowhere	5.11%	16
Not Sure	6.07%	19
Total Respondents: 313		

Q16 Where should food service (small market/restaurant) development occur in Surry? (Choose all that apply)

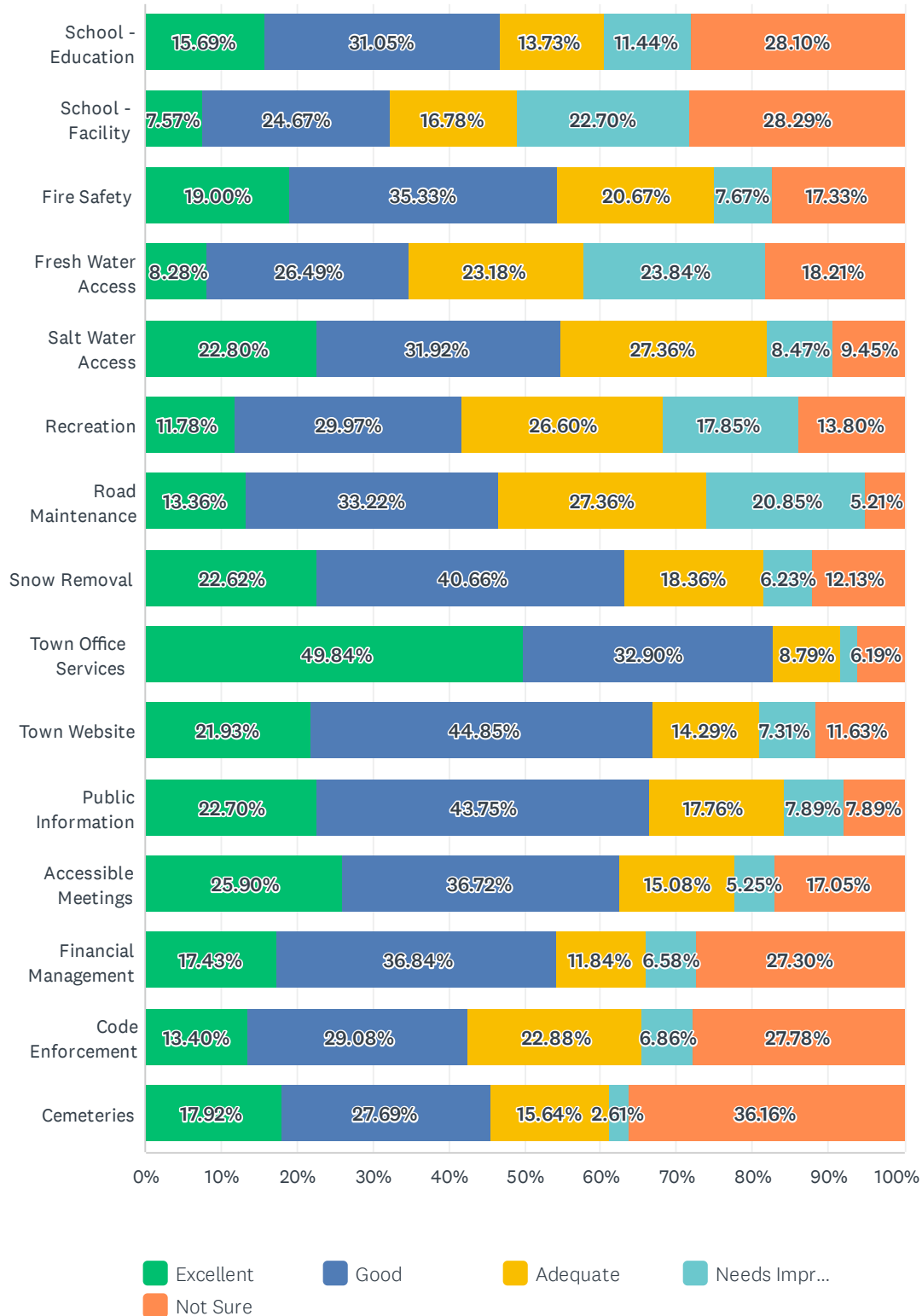
Answered: 303 Skipped: 23



ANSWER CHOICES	RESPONSES	
Anywhere	29.04%	88
Designated Area	29.04%	88
Village	58.42%	177
Along State (not Town) Roads	25.41%	77
Nowhere	2.31%	7
Not Sure	2.31%	7
Total Respondents: 303		

Q17 Please provide your opinion of these Town services:

Answered: 311 Skipped: 15

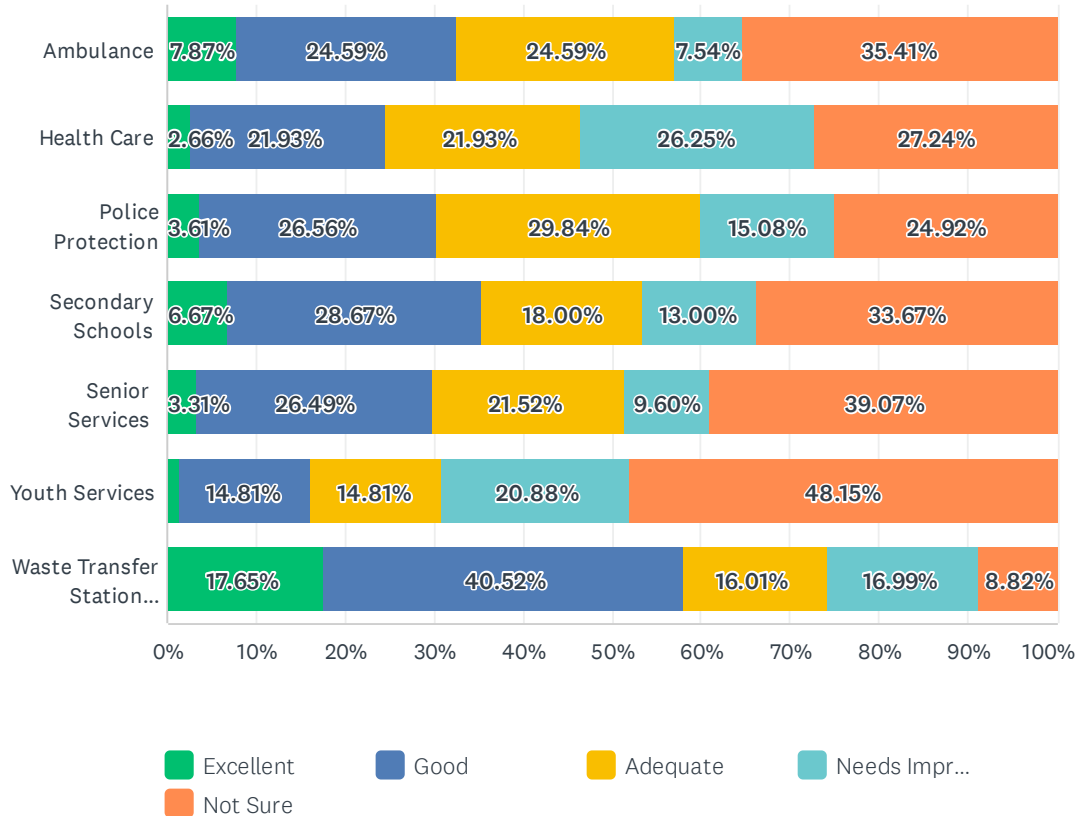


Surry Survey for Comprehensive Plan Update

	EXCELLENT	GOOD	ADEQUATE	NEEDS IMPROVEMENT	NOT SURE	TOTAL
School - Education	15.69% 48	31.05% 95	13.73% 42	11.44% 35	28.10% 86	306
School - Facility	7.57% 23	24.67% 75	16.78% 51	22.70% 69	28.29% 86	304
Fire Safety	19.00% 57	35.33% 106	20.67% 62	7.67% 23	17.33% 52	300
Fresh Water Access	8.28% 25	26.49% 80	23.18% 70	23.84% 72	18.21% 55	302
Salt Water Access	22.80% 70	31.92% 98	27.36% 84	8.47% 26	9.45% 29	307
Recreation	11.78% 35	29.97% 89	26.60% 79	17.85% 53	13.80% 41	297
Road Maintenance	13.36% 41	33.22% 102	27.36% 84	20.85% 64	5.21% 16	307
Snow Removal	22.62% 69	40.66% 124	18.36% 56	6.23% 19	12.13% 37	305
Town Office Services	49.84% 153	32.90% 101	8.79% 27	2.28% 7	6.19% 19	307
Town Website	21.93% 66	44.85% 135	14.29% 43	7.31% 22	11.63% 35	301
Public Information	22.70% 69	43.75% 133	17.76% 54	7.89% 24	7.89% 24	304
Accessible Meetings	25.90% 79	36.72% 112	15.08% 46	5.25% 16	17.05% 52	305
Financial Management	17.43% 53	36.84% 112	11.84% 36	6.58% 20	27.30% 83	304
Code Enforcement	13.40% 41	29.08% 89	22.88% 70	6.86% 21	27.78% 85	306
Cemeteries	17.92% 55	27.69% 85	15.64% 48	2.61% 8	36.16% 111	307

Q18 Please provide your opinion of the quality of the following services shared by Surry with other communities.

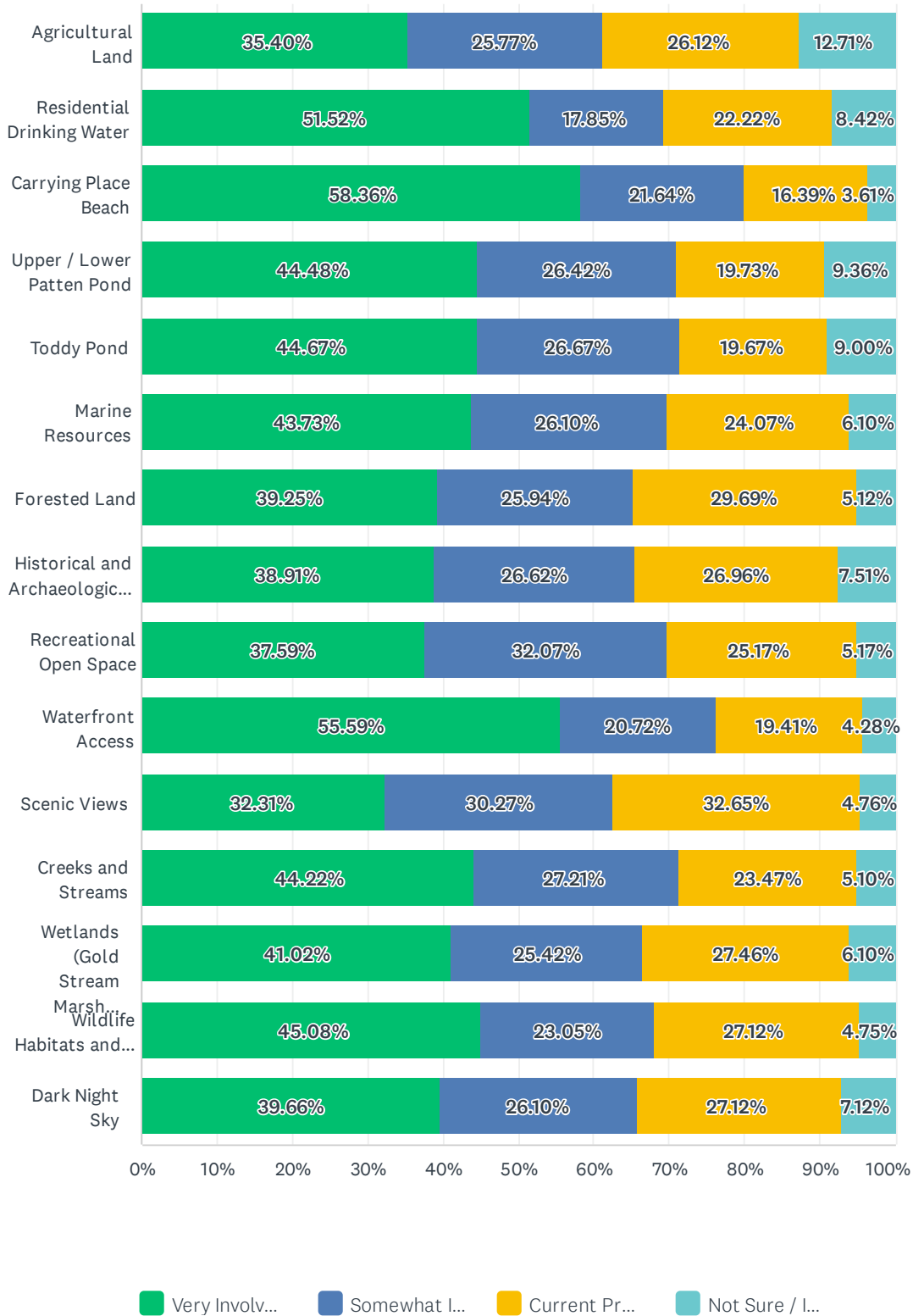
Answered: 308 Skipped: 18



	EXCELLENT	GOOD	ADEQUATE	NEEDS IMPROVEMENT	NOT SURE	TOTAL
Ambulance	7.87% 24	24.59% 75	24.59% 75	7.54% 23	35.41% 108	305
Health Care	2.66% 8	21.93% 66	21.93% 66	26.25% 79	27.24% 82	301
Police Protection	3.61% 11	26.56% 81	29.84% 91	15.08% 46	24.92% 76	305
Secondary Schools	6.67% 20	28.67% 86	18.00% 54	13.00% 39	33.67% 101	300
Senior Services	3.31% 10	26.49% 80	21.52% 65	9.60% 29	39.07% 118	302
Youth Services	1.35% 4	14.81% 44	14.81% 44	20.88% 62	48.15% 143	297
Waste Transfer Station Operation	17.65% 54	40.52% 124	16.01% 49	16.99% 52	8.82% 27	306

Q19 How involved should our Town government be in protecting and preserving the following:

Answered: 308 Skipped: 18

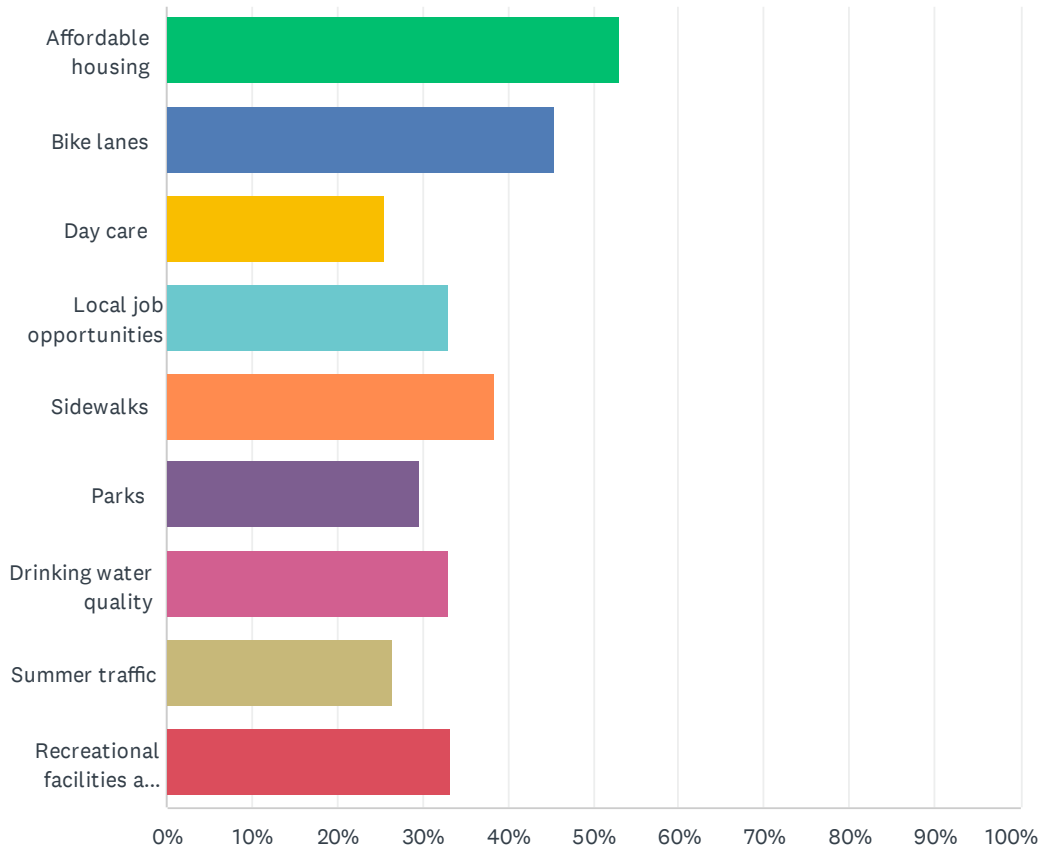


Surry Survey for Comprehensive Plan Update

	VERY INVOLVED	SOMEWHAT INVOLVED	CURRENT PROTECTIONS ARE SUFFICIENT	NOT SURE / INVESTIGATE FURTHER	TOTAL
Agricultural Land	35.40% 103	25.77% 75	26.12% 76	12.71% 37	291
Residential Drinking Water	51.52% 153	17.85% 53	22.22% 66	8.42% 25	297
Carrying Place Beach	58.36% 178	21.64% 66	16.39% 50	3.61% 11	305
Upper / Lower Patten Pond	44.48% 133	26.42% 79	19.73% 59	9.36% 28	299
Toddy Pond	44.67% 134	26.67% 80	19.67% 59	9.00% 27	300
Marine Resources	43.73% 129	26.10% 77	24.07% 71	6.10% 18	295
Forested Land	39.25% 115	25.94% 76	29.69% 87	5.12% 15	293
Historical and Archaeological Resources	38.91% 114	26.62% 78	26.96% 79	7.51% 22	293
Recreational Open Space	37.59% 109	32.07% 93	25.17% 73	5.17% 15	290
Waterfront Access	55.59% 169	20.72% 63	19.41% 59	4.28% 13	304
Scenic Views	32.31% 95	30.27% 89	32.65% 96	4.76% 14	294
Creeks and Streams	44.22% 130	27.21% 80	23.47% 69	5.10% 15	294
Wetlands (Gold Stream Marsh, Emerton Heath, etc.)	41.02% 121	25.42% 75	27.46% 81	6.10% 18	295
Wildlife Habitats and Fish Migration	45.08% 133	23.05% 68	27.12% 80	4.75% 14	295
Dark Night Sky	39.66% 117	26.10% 77	27.12% 80	7.12% 21	295

Q20 Please identify which aspects of community life need significant improvement: (Choose all that apply.)

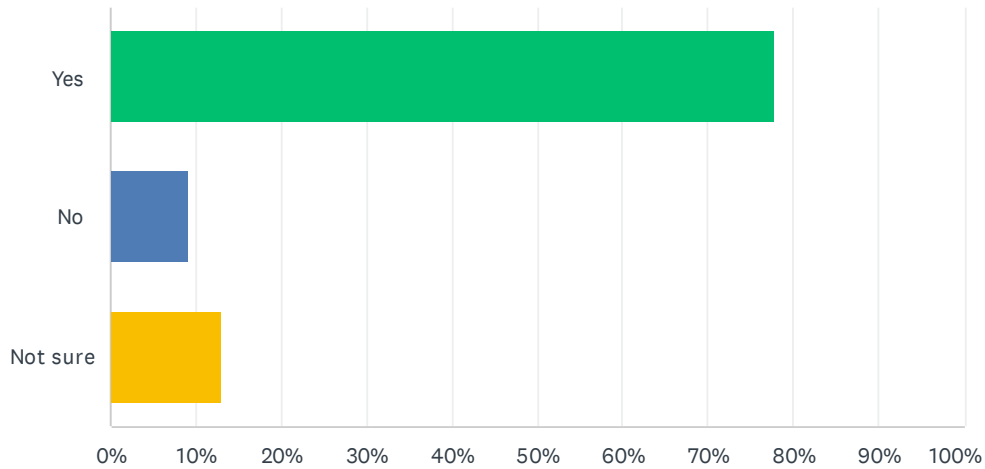
Answered: 273 Skipped: 53



ANSWER CHOICES	RESPONSES	
Affordable housing	53.11%	145
Bike lanes	45.42%	124
Day care	25.64%	70
Local job opportunities	32.97%	90
Sidewalks	38.46%	105
Parks	29.67%	81
Drinking water quality	32.97%	90
Summer traffic	26.37%	72
Recreational facilities and services	33.33%	91
Total Respondents: 273		

Q21 Given that Surry ranks close to the lowest in property tax rates compared to other local municipalities, do you believe you get good value for your property taxes? (Choose 1)

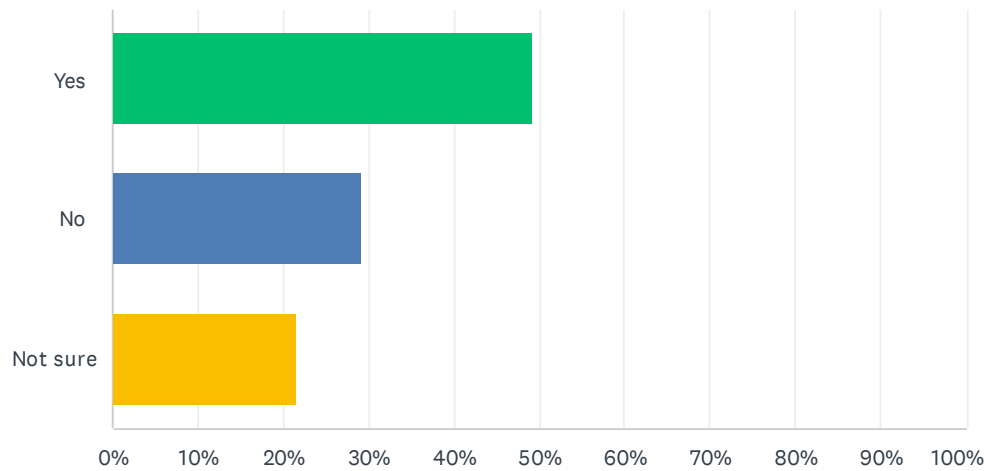
Answered: 308 Skipped: 18



ANSWER CHOICES	RESPONSES	
Yes	77.92%	240
No	9.09%	28
Not sure	12.99%	40
TOTAL		308

Q22 Would you be willing to accept moderate increases in property taxes in order to address the desired improvements you chose in question #7? (Choose 1)

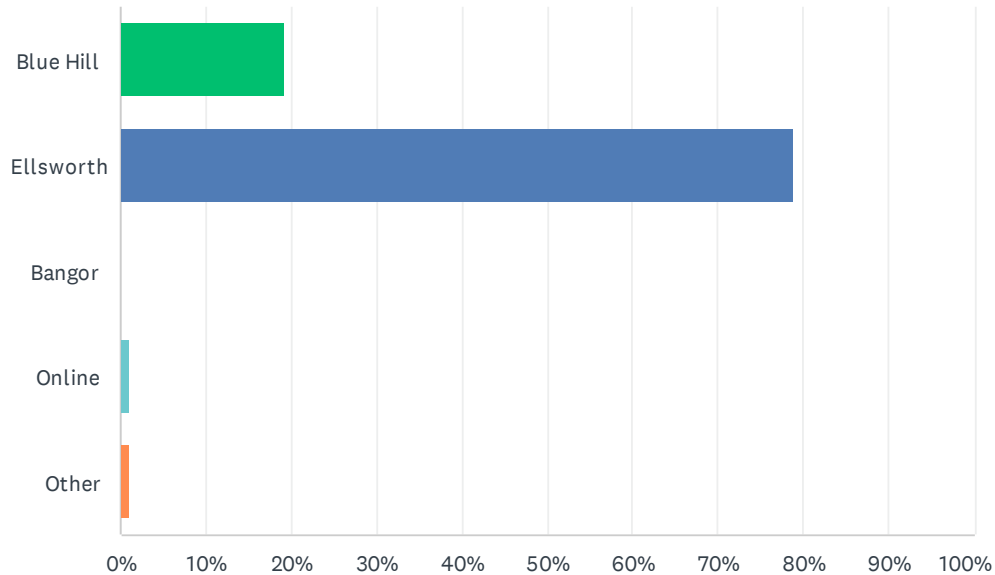
Answered: 307 Skipped: 19



ANSWER CHOICES	RESPONSES	
Yes	49.19%	151
No	29.32%	90
Not sure	21.50%	66
TOTAL		307

Q23 Where do you do most of your routine shopping (groceries, pharmacy, etc.)? (Choose 1)

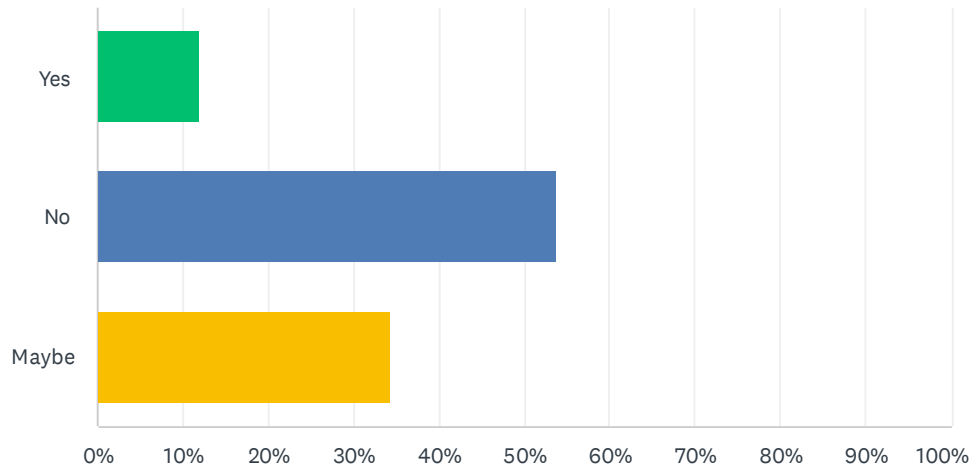
Answered: 307 Skipped: 19



ANSWER CHOICES	RESPONSES	
Blue Hill	19.22%	59
Ellsworth	78.83%	242
Bangor	0.00%	0
Online	0.98%	3
Other	0.98%	3
TOTAL		307

Q24 If convenient, low-cost public transportation existed on a regular schedule several times/day between Surry, Blue Hill, and Ellsworth, would you use it rather than driving your own vehicle?

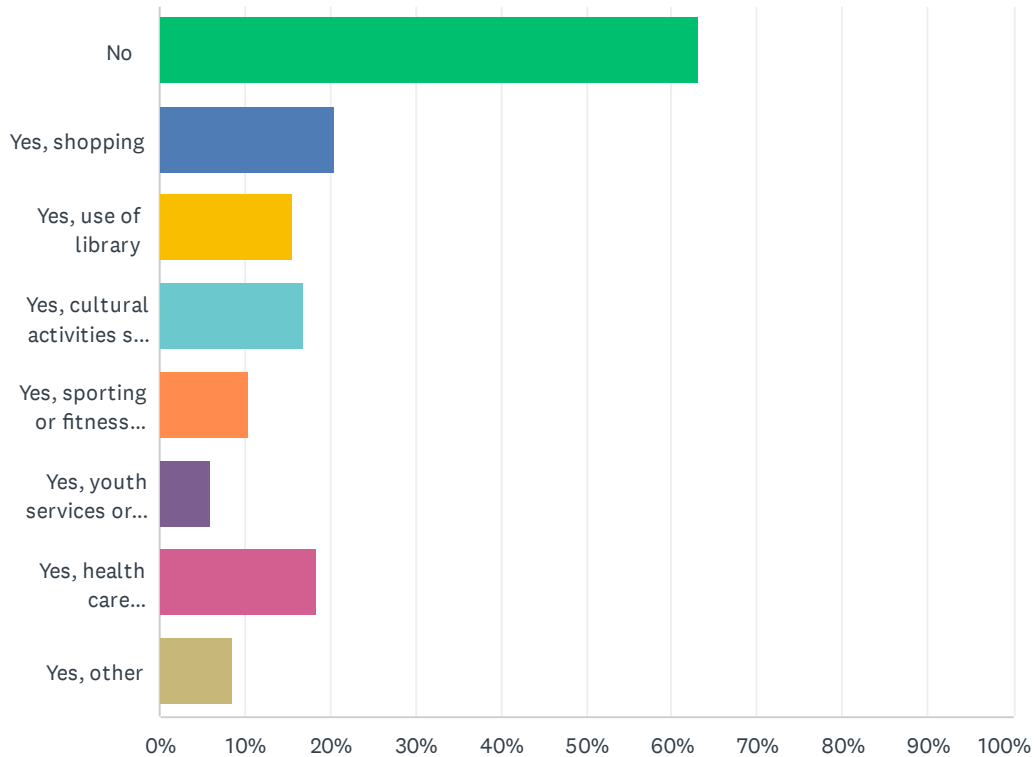
Answered: 309 Skipped: 17



ANSWER CHOICES	RESPONSES	
Yes	11.97%	37
No	53.72%	166
Maybe	34.30%	106
TOTAL		309

Q25 Are there activities in which you or someone in your household would participate if convenient, low-cost public transportation were available?

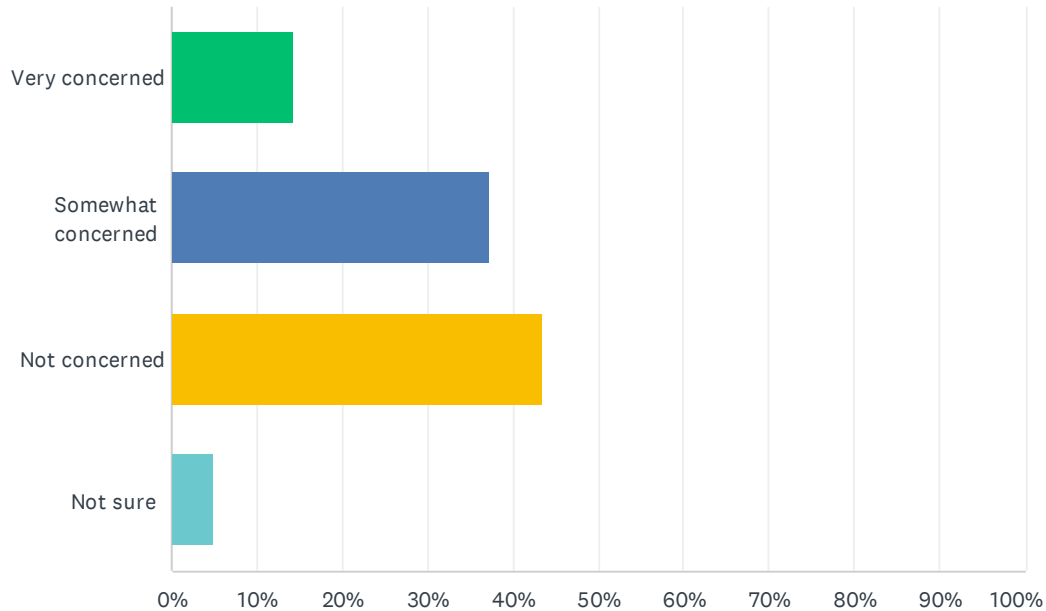
Answered: 304 Skipped: 22



ANSWER CHOICES	RESPONSES	
No	63.16%	192
Yes, shopping	20.39%	62
Yes, use of library	15.46%	47
Yes, cultural activities such as theatre or concerts	16.78%	51
Yes, sporting or fitness activities	10.53%	32
Yes, youth services or programs	5.92%	18
Yes, health care appointments	18.42%	56
Yes, other	8.55%	26
Total Respondents: 304		

Q26 How concerned are you about your ability to “age in place” in your current residence? (Choose 1)

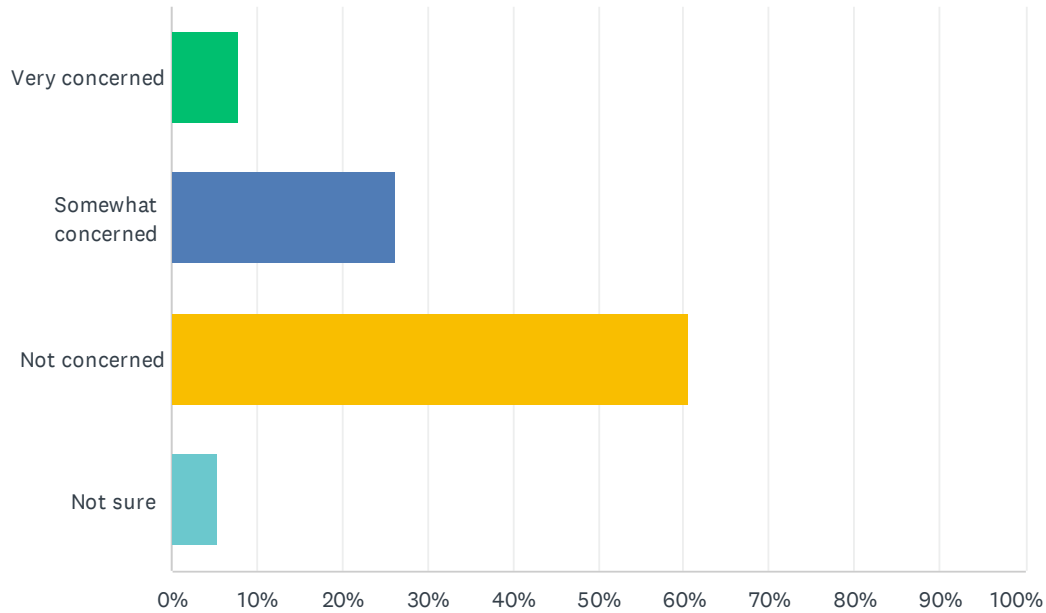
Answered: 303 Skipped: 23



ANSWER CHOICES	RESPONSES	
Very concerned	14.19%	43
Somewhat concerned	37.29%	113
Not concerned	43.56%	132
Not sure	4.95%	15
TOTAL		303

Q27 Are you concerned about your ability to access health and home support services at the present time?(Choose 1)

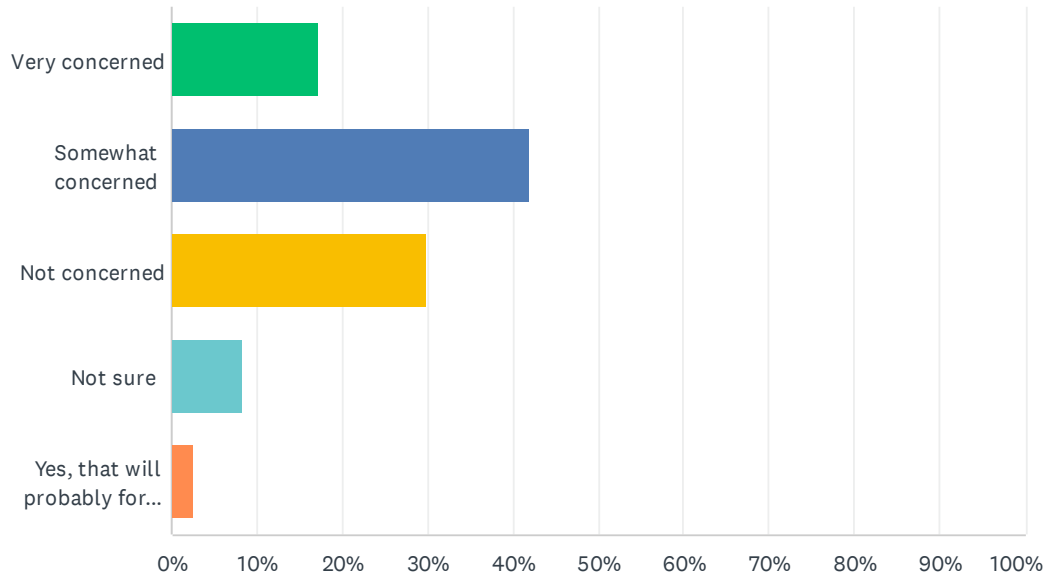
Answered: 301 Skipped: 25



ANSWER CHOICES	RESPONSES	
Very concerned	7.97%	24
Somewhat concerned	26.25%	79
Not concerned	60.47%	182
Not sure	5.32%	16
TOTAL		301

Q28 Are you concerned about your ability to access health and home support services in the future?(Choose 1)

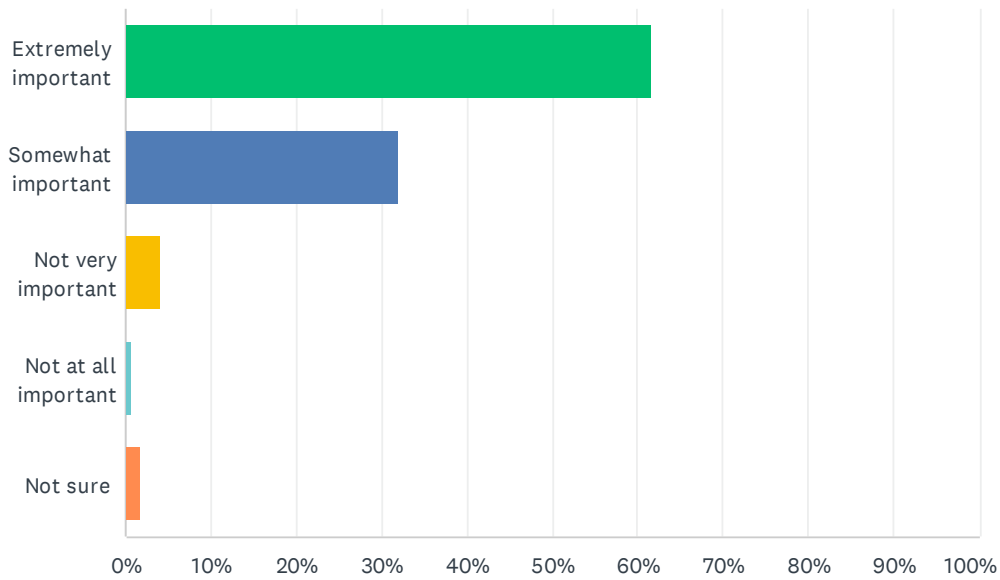
Answered: 302 Skipped: 24



ANSWER CHOICES	RESPONSES	
Very concerned	17.22%	52
Somewhat concerned	42.05%	127
Not concerned	29.80%	90
Not sure	8.28%	25
Yes, that will probably force me to move away from Surry at some point	2.65%	8
TOTAL		302

Q29 Maintaining the rural character of Surry is (Choose 1):

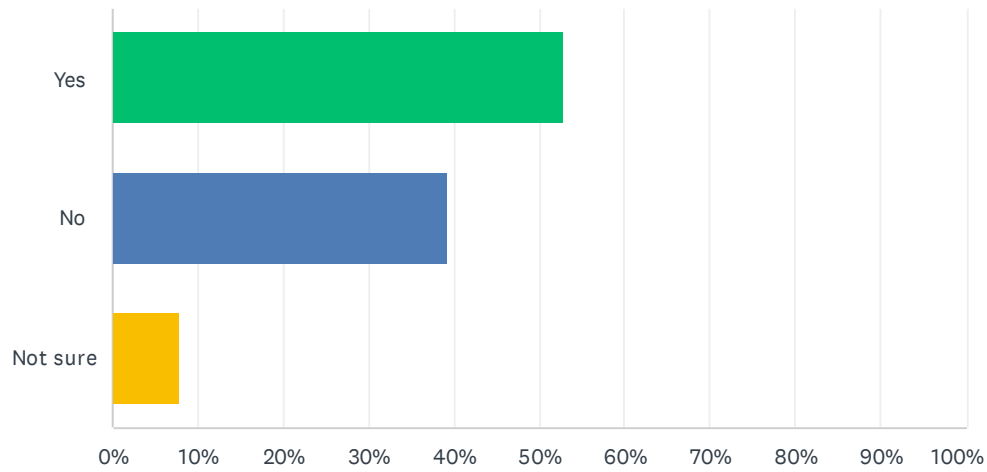
Answered: 297 Skipped: 29



ANSWER CHOICES	RESPONSES	
Extremely important	61.62%	183
Somewhat important	31.99%	95
Not very important	4.04%	12
Not at all important	0.67%	2
Not sure	1.68%	5
TOTAL		297

Q30 Has your well been tested in the past five years?

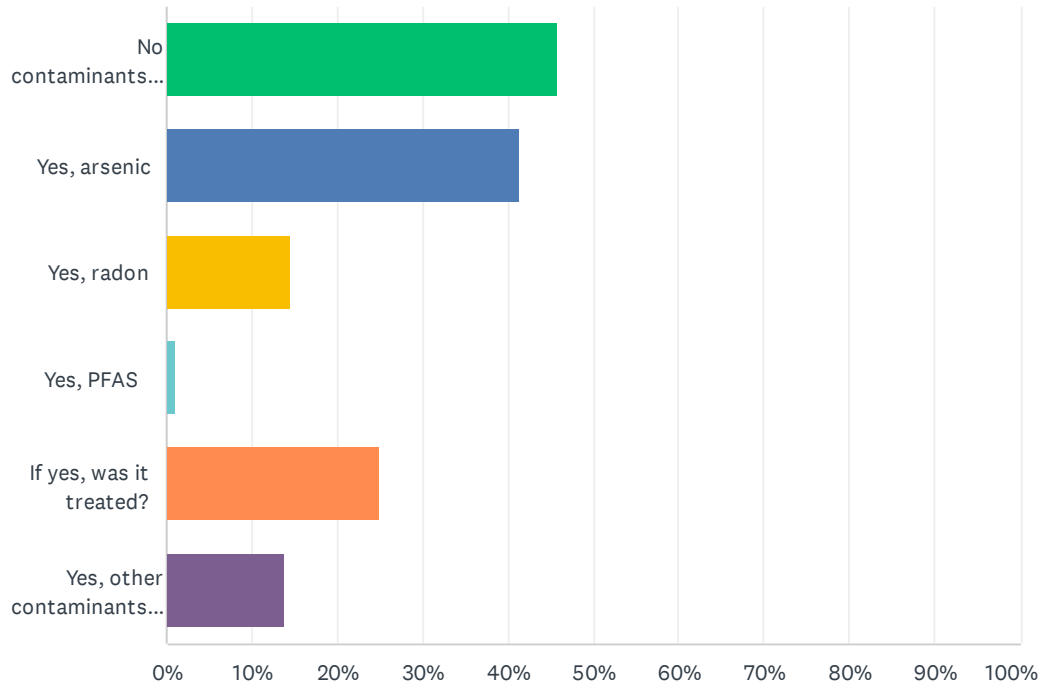
Answered: 303 Skipped: 23



ANSWER CHOICES	RESPONSES	
Yes	52.81%	160
No	39.27%	119
Not sure	7.92%	24
TOTAL		303

Q31 If your well has been tested in the past five years, did it show contamination? (Choose as many as apply)

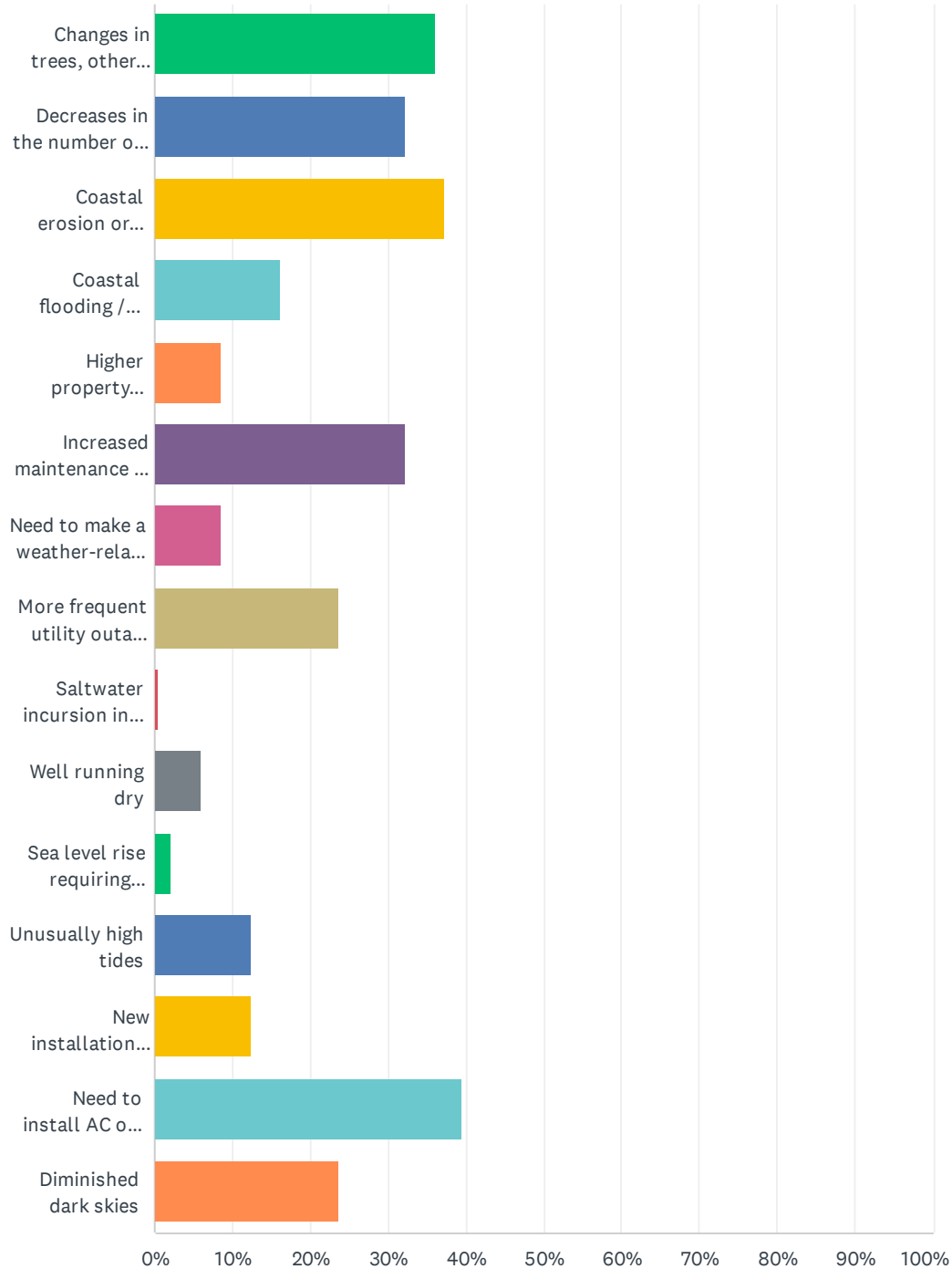
Answered: 172 Skipped: 154



ANSWER CHOICES	RESPONSES	
No contaminants identified	45.93%	79
Yes, arsenic	41.28%	71
Yes, radon	14.53%	25
Yes, PFAS	1.16%	2
If yes, was it treated?	25.00%	43
Yes, other contaminants (please list)	13.95%	24
Total Respondents: 172		

Q32 During the past 10 years, have you experienced or observed the following at or near your property in Surry? (Choose all that apply)

Answered: 236 Skipped: 90

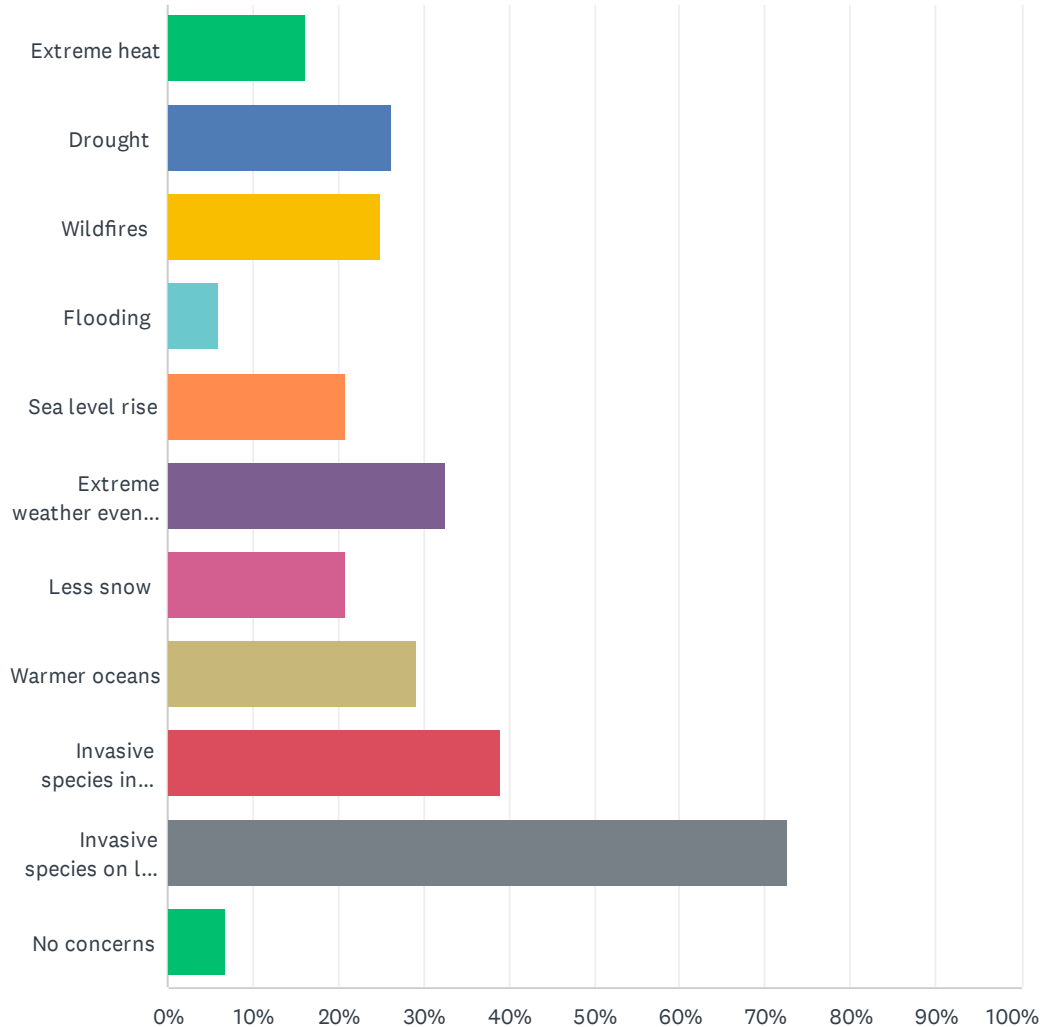


Surry Survey for Comprehensive Plan Update

ANSWER CHOICES	RESPONSES	
Changes in trees, other plant life	36.02%	85
Decreases in the number of birds	32.20%	76
Coastal erosion or shoreline change	37.29%	88
Coastal flooding / storm surge	16.10%	38
Higher property insurance premiums due to flood/weather risk	8.47%	20
Increased maintenance / repairs caused by storms	32.20%	76
Need to make a weather-related property insurance claim	8.47%	20
More frequent utility outages caused by storms	23.73%	56
Saltwater incursion into drinking water well	0.42%	1
Well running dry	5.93%	14
Sea level rise requiring raising of structures / docks	2.12%	5
Unusually high tides	12.29%	29
New installation of riprap (shoreline erosion control)	12.29%	29
Need to install AC or heat pump(s) because of high summer temperatures	39.41%	93
Diminished dark skies	23.73%	56
Total Respondents: 236		

Q33 What environmental risks to our community concern you most? (Choose the three most important to you.)

Answered: 297 Skipped: 29

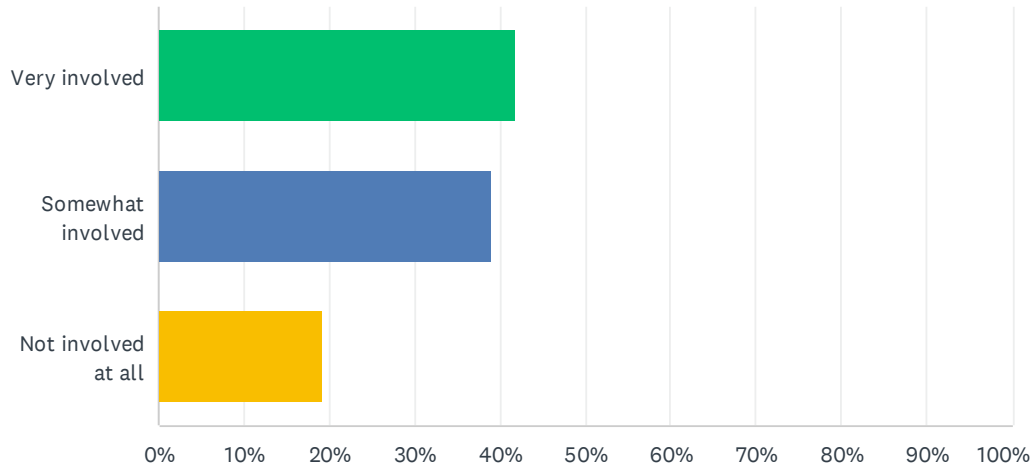


Surry Survey for Comprehensive Plan Update

ANSWER CHOICES	RESPONSES	
Extreme heat	16.16%	48
Drought	26.26%	78
Wildfires	24.92%	74
Flooding	6.06%	18
Sea level rise	20.88%	62
Extreme weather events / increased precipitation / storm surge	32.66%	97
Less snow	20.88%	62
Warmer oceans	29.29%	87
Invasive species in ponds / streams / oceans	39.06%	116
Invasive species on land (ticks, etc.)	72.73%	216
No concerns	6.73%	20
Total Respondents: 297		

Q34 How involved should the Town of Surry be in finding ways to address the negative effects of climate change? (Choose 1)

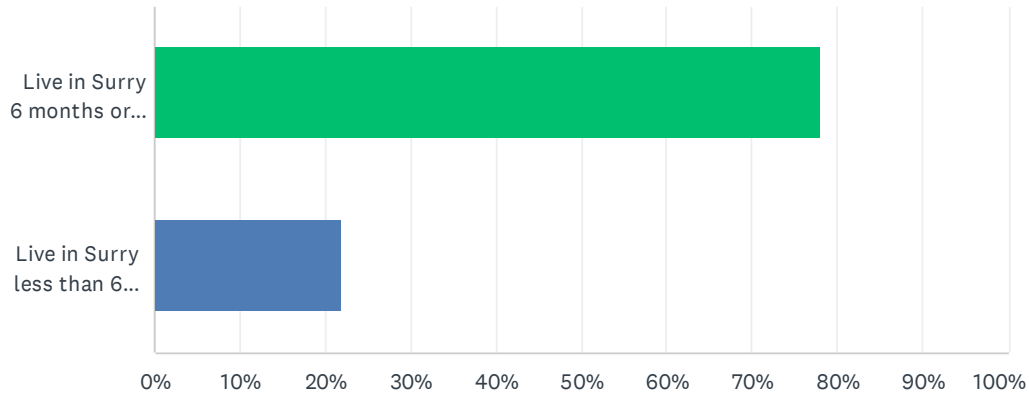
Answered: 297 Skipped: 29



ANSWER CHOICES	RESPONSES	
Very involved	41.75%	124
Somewhat involved	39.06%	116
Not involved at all	19.19%	57
TOTAL		297

Q35 Are you currently a seasonal or year-round resident of Surry? (Choose 1)

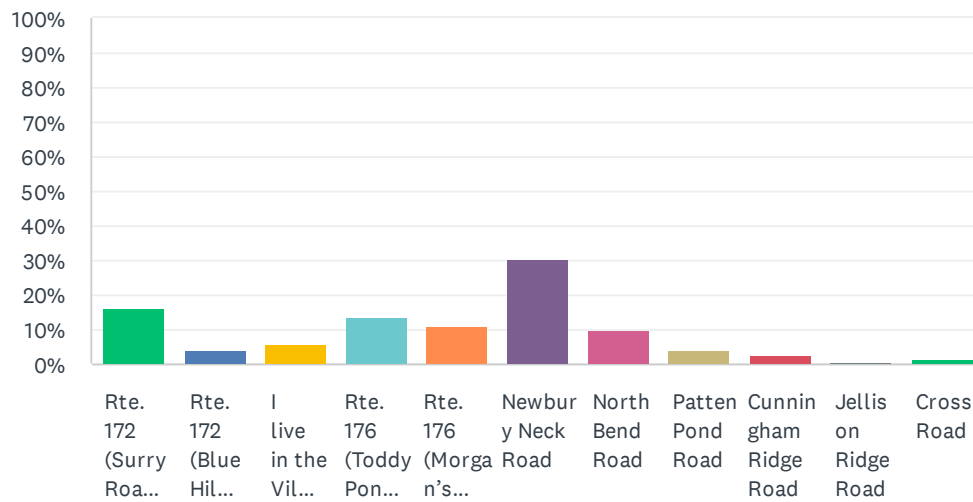
Answered: 292 Skipped: 34



ANSWER CHOICES	RESPONSES	
Live in Surry 6 months or more/year	78.08%	228
Live in Surry less than 6 months/year	21.92%	64
TOTAL		292

Q36 Which Town or State maintained road is closest to your home?

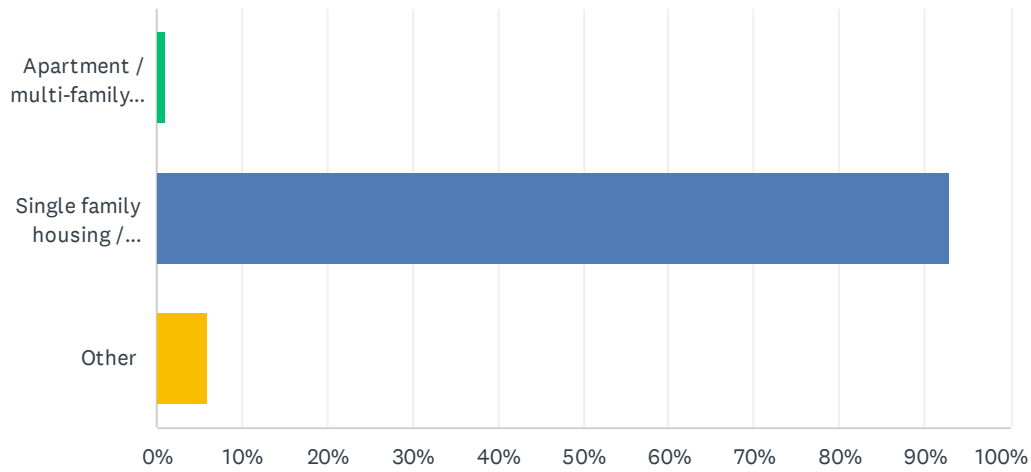
Answered: 295 Skipped: 31



ANSWER CHOICES	RESPONSES	
Rte. 172 (Surry Road) – East of the Village	16.27%	48
Rte. 172 (Blue Hill Road) – West of the Village	4.41%	13
I live in the Village	5.76%	17
Rte. 176 (Toddy Pond Road)	13.56%	40
Rte. 176 (Morgan's Bay Road)	10.85%	32
Newbury Neck Road	30.51%	90
North Bend Road	9.83%	29
Patten Pond Road	4.41%	13
Cunningham Ridge Road	2.71%	8
Jellison Ridge Road	0.34%	1
Cross Road	1.36%	4
TOTAL		295

Q37 What is the type of dwelling in which you live in Surry? (Choose 1)

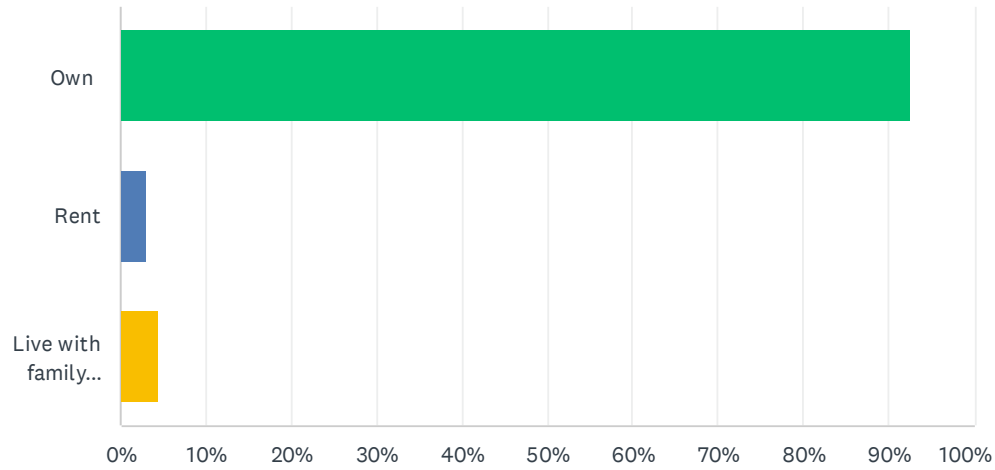
Answered: 298 Skipped: 28



ANSWER CHOICES	RESPONSES	
Apartment / multi-family housing	1.01%	3
Single family housing / manufactured housing	92.95%	277
Other	6.04%	18
TOTAL		298

Q38 Do you own the dwelling in which you live in Surry? (Choose 1)

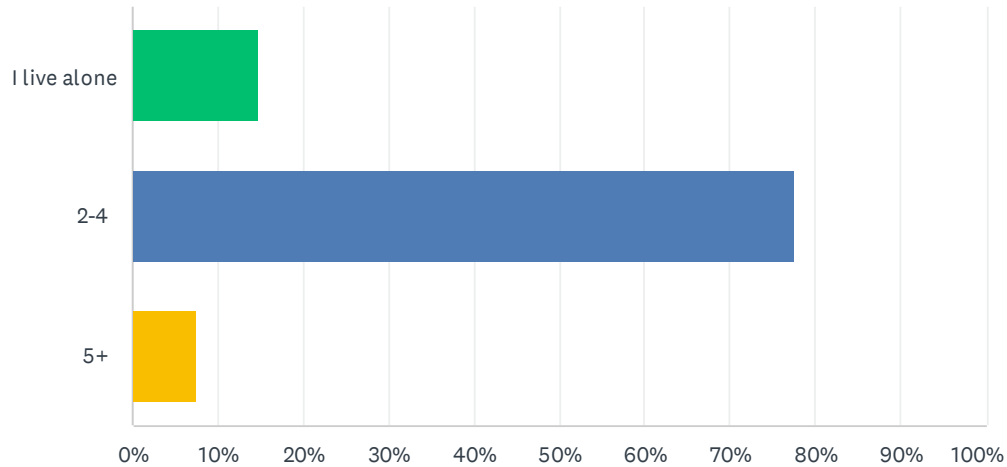
Answered: 293 Skipped: 33



ANSWER CHOICES	RESPONSES	
Own	92.49%	271
Rent	3.07%	9
Live with family member(s) who own the dwelling	4.44%	13
TOTAL		293

Q39 How many people usually live in your dwelling unit during the time you are there?

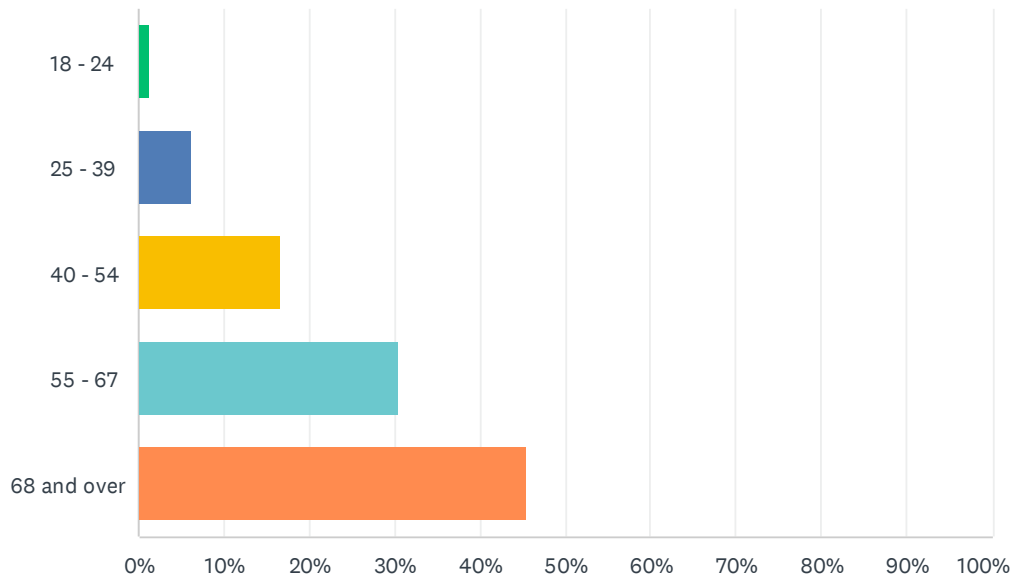
Answered: 291 Skipped: 35



ANSWER CHOICES		RESPONSES	
I live alone		14.78%	43
2-4		77.66%	226
5+		7.56%	22
TOTAL			291

Q40 What is your current age?

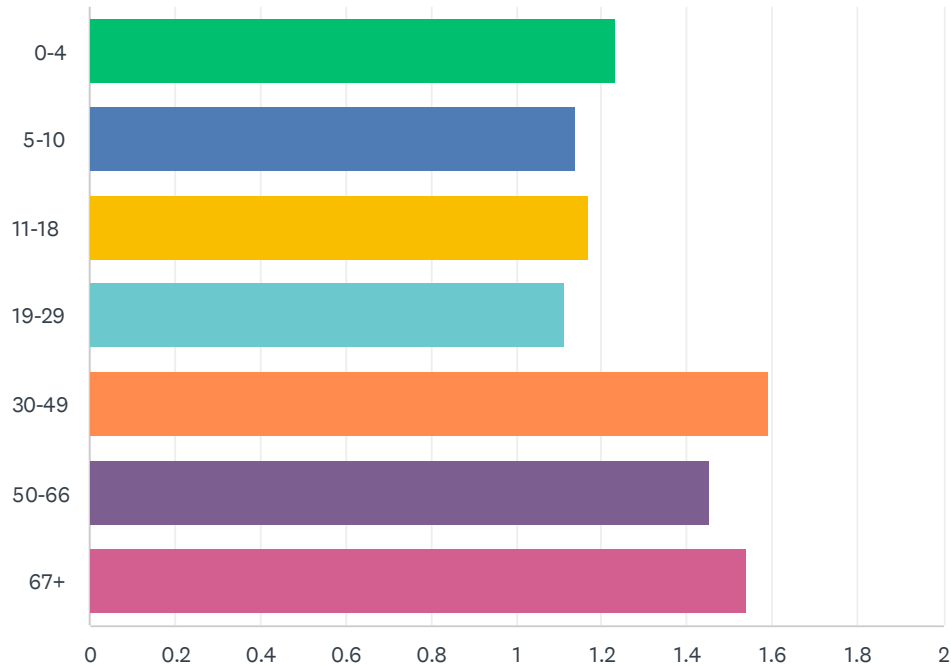
Answered: 295 Skipped: 31



ANSWER CHOICES	RESPONSES	
18 - 24	1.36%	4
25 - 39	6.10%	18
40 - 54	16.61%	49
55 - 67	30.51%	90
68 and over	45.42%	134
TOTAL		295

Q41 Please indicate the number of people (including yourself) in the age groups shown that live in your residence in Surry:

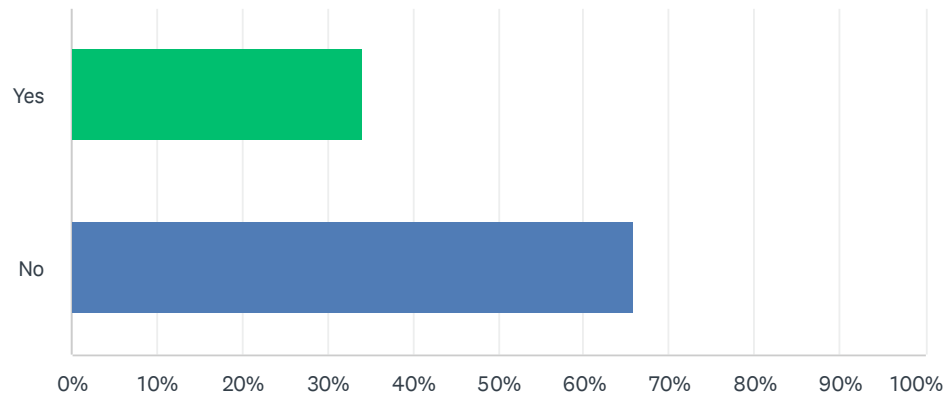
Answered: 274 Skipped: 52



ANSWER CHOICES	AVERAGE NUMBER	TOTAL NUMBER	RESPONSES
0-4	1	48	39
5-10	1	41	36
11-18	1	28	24
19-29	1	40	36
30-49	2	105	66
50-66	1	163	112
67+	2	220	143
Total Respondents: 274			

Q42 Do you work from home, either part or full time?

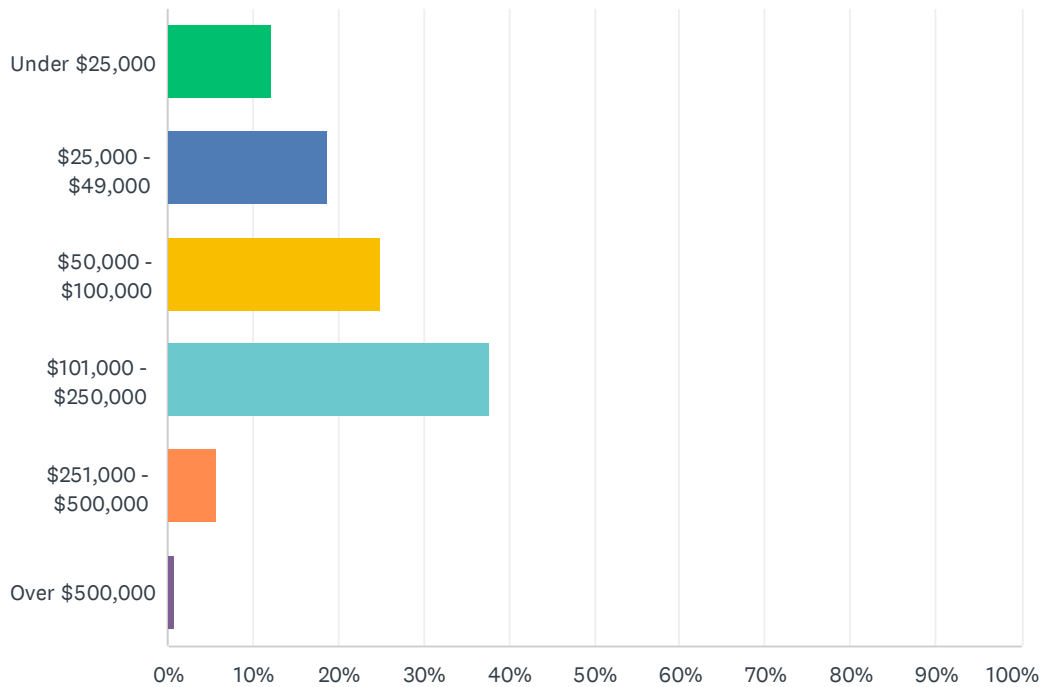
Answered: 293 Skipped: 33



ANSWER CHOICES	RESPONSES	
Yes	34.13%	100
No	65.87%	193
TOTAL		293

Q43 What was your individual income from all sources in 2022?

Answered: 257 Skipped: 69



ANSWER CHOICES	RESPONSES	
Under \$25,000	12.06%	31
\$25,000 - \$49,000	18.68%	48
\$50,000 - \$100,000	24.90%	64
\$101,000 - \$250,000	37.74%	97
\$251,000 - \$500,000	5.84%	15
Over \$500,000	0.78%	2
TOTAL		257

Q44 Thank you for sharing your opinions. Please add any other thoughts, concerns, or suggestions you feel should be considered in planning for Surry's next decade.

Answered: 126 Skipped: 200